

# American Views on Trade in Year Three of the Trump Administration

Bruce Stokes

*Director, Global Economic Attitudes*

*WITA January 29, 2019*

# Pew Research Center

- Established 1996
- Funded by the Pew Charitable Trusts, foundations
- Non-profit, non-partisan fact tank in Washington
- Research topics:
  - U.S. politics
  - Media and the news
  - Social trends
  - Religion
  - Internet and technology
  - Science
  - Hispanics
  - Global public opinion
  - Migration
- [www.pewresearch.org](http://www.pewresearch.org)

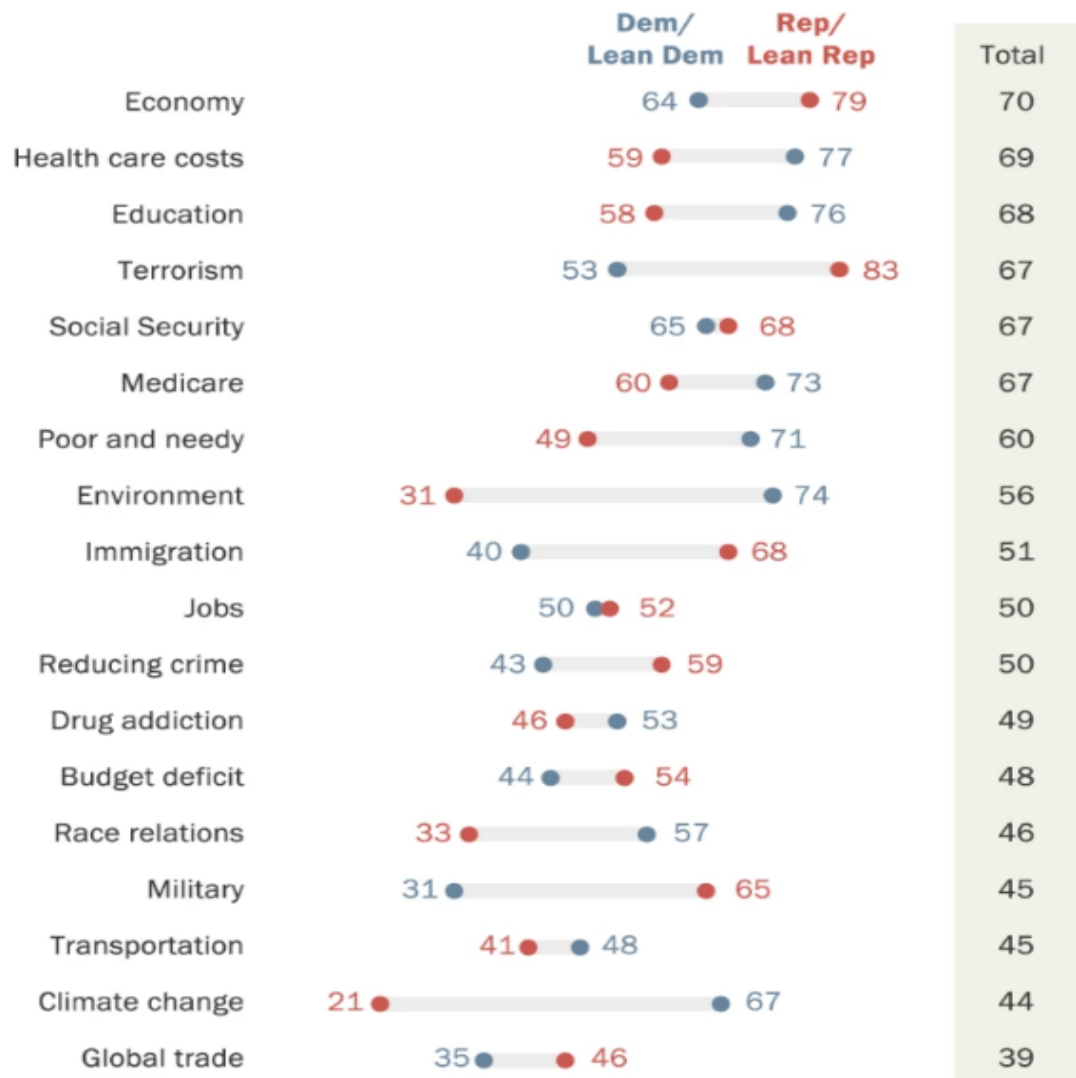
---

# OVERVIEW

---

# Americans Have Strong Opinions About Trade But It Is Not That Important to Them

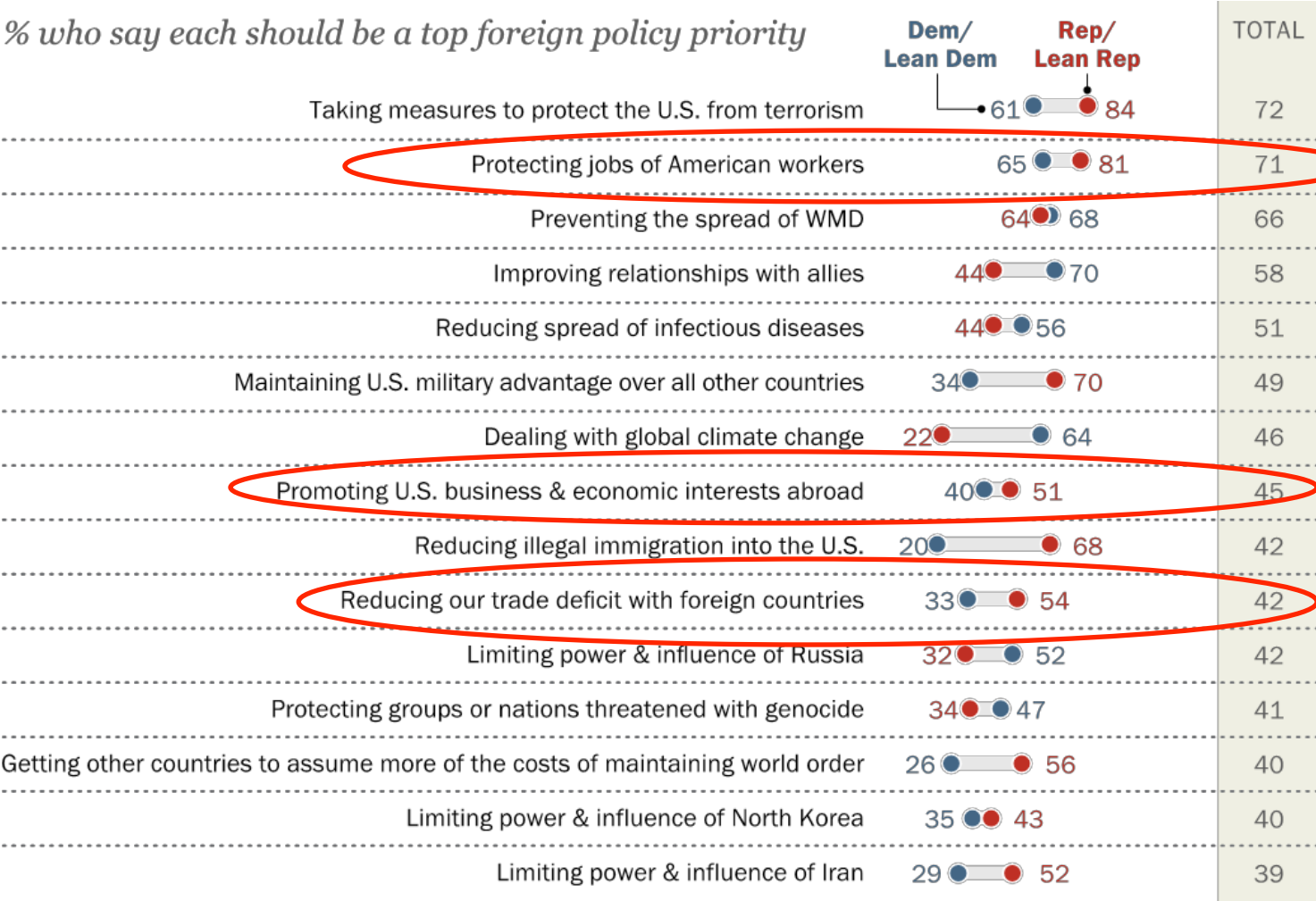
% who say \_\_\_ should be a top priority for Trump and Congress this year



Source: Survey of U.S. adults conducted Jan. 9-14, 2019.

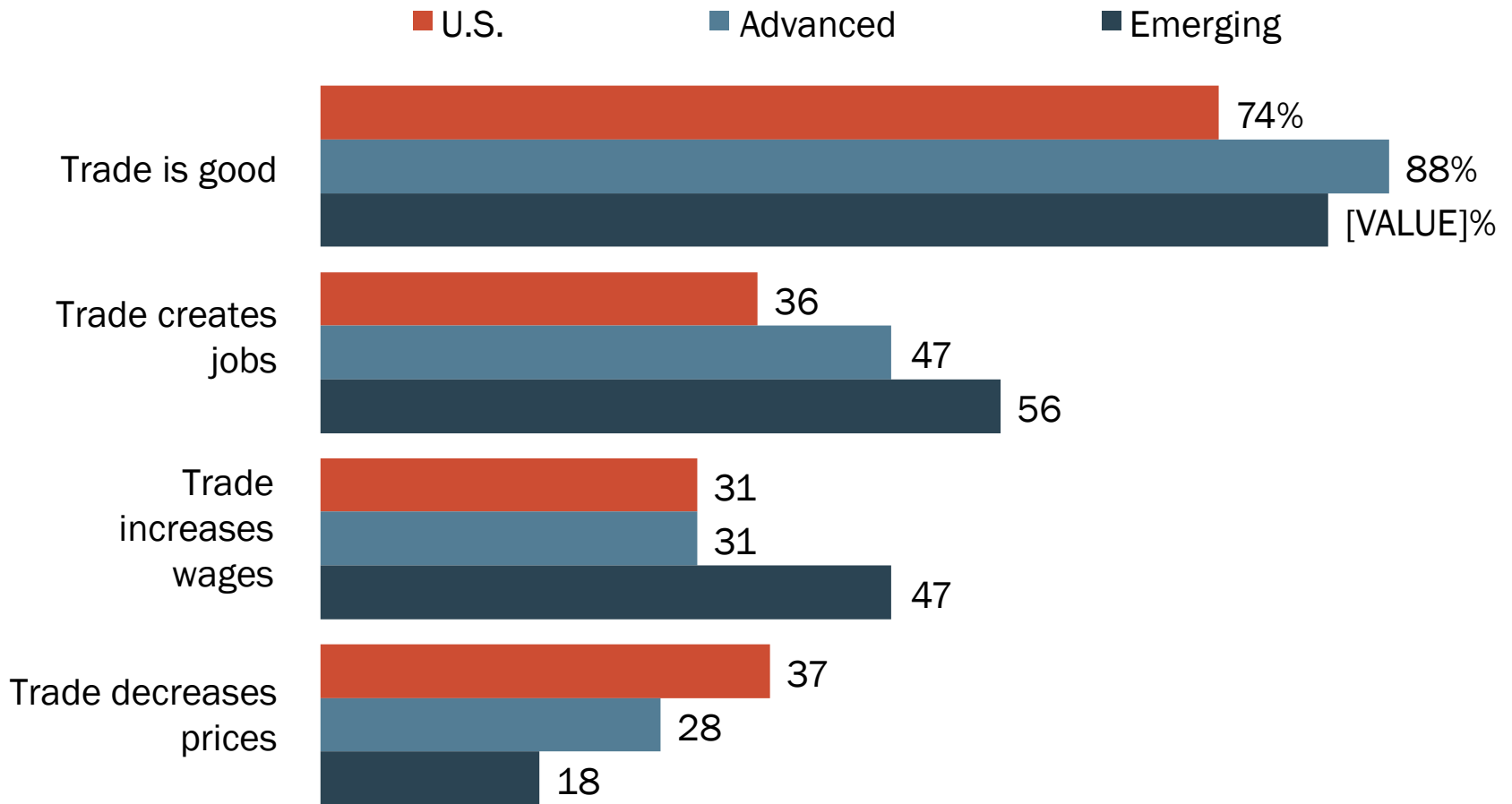
# Protecting Jobs, Promoting U.S. Business and Reducing the Trade Deficit Are Trade Policy Priorities, But Highly Partisan

*% who say each should be a top foreign policy priority*



Source: Survey of U.S. adults conducted Nov. 7-16, 2018.

# Against That Policy Priority Backdrop, Americans Back Trade in Principle, But Less So Than Others



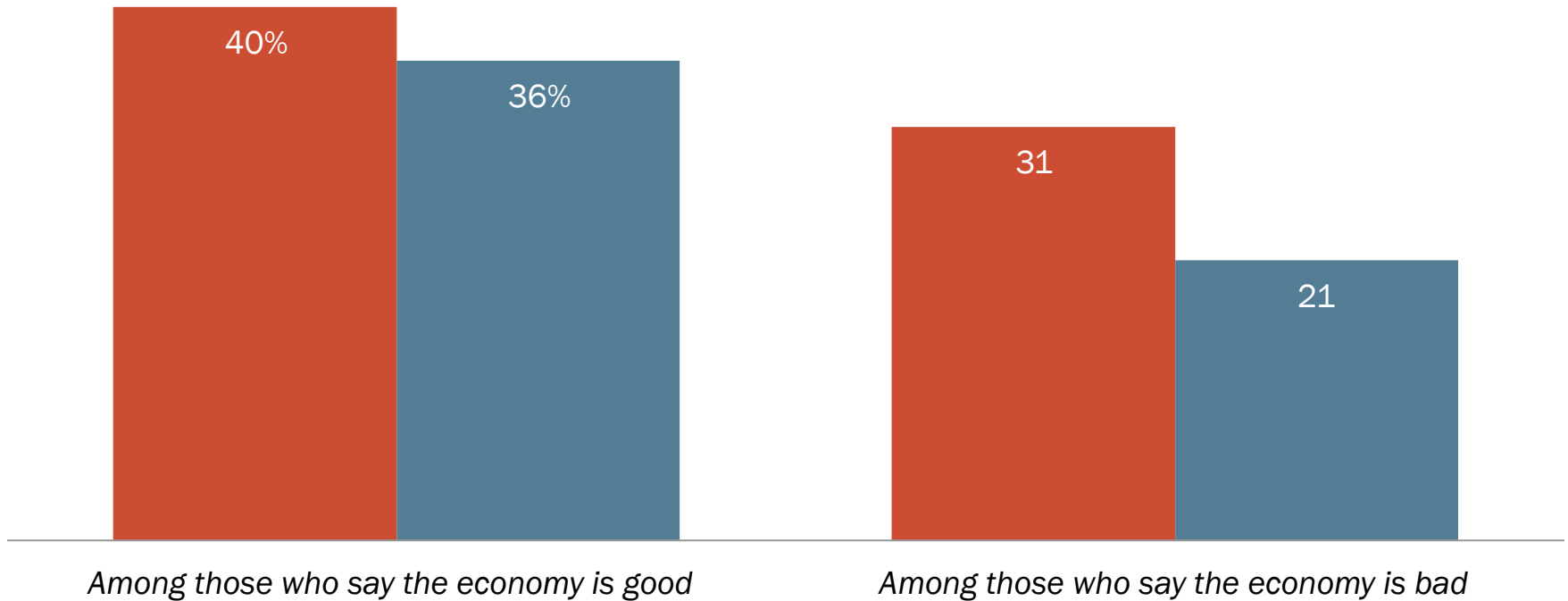
Note: Medians by country economic categorization. Advanced median excludes U.S.

Source: Spring 2018 Global Attitudes Survey.

# Americans Who Believe the Economy is Doing Well Are More Optimistic About the Benefits of Trade

*Trade with other countries...*

■ Creates jobs      ■ Raises wages



Source: Spring 2018 Global Attitudes Survey.

---

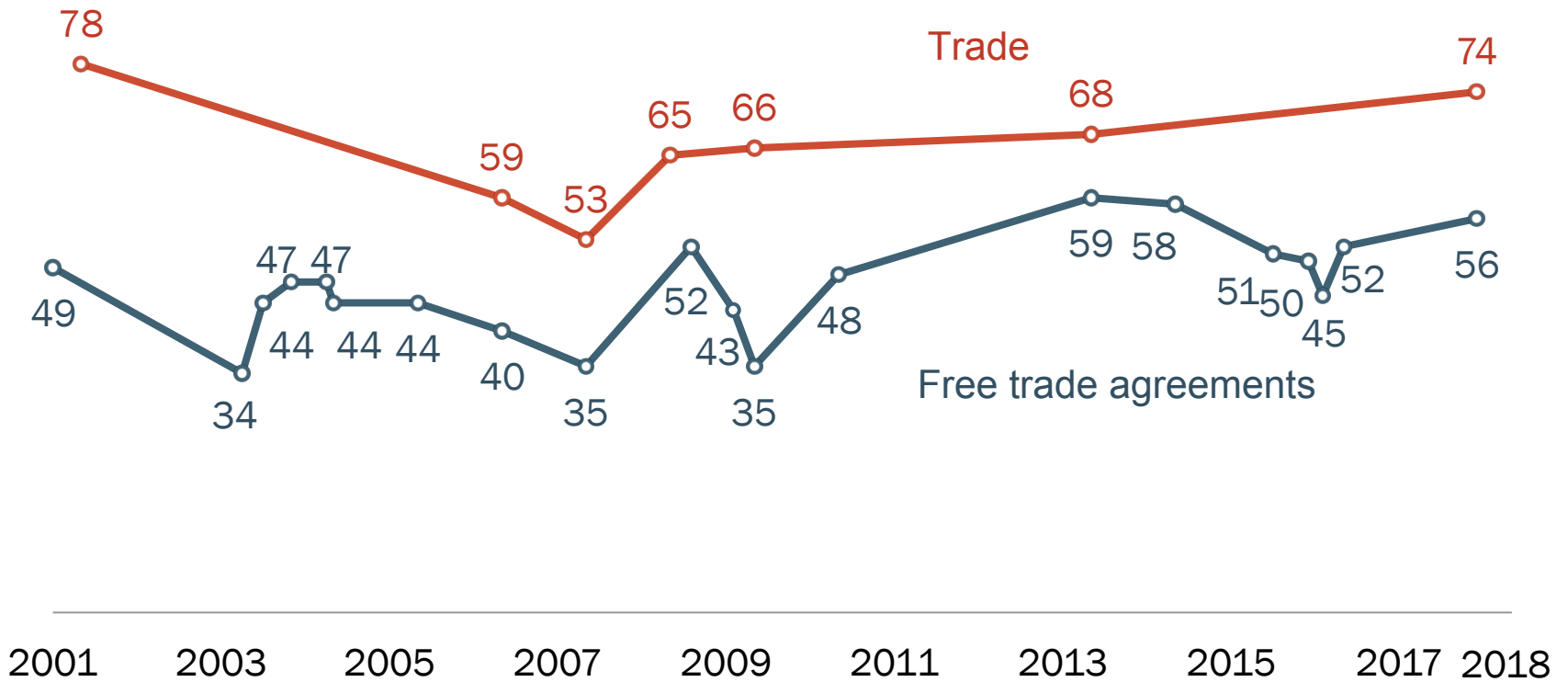
# **AMERICANS' VIEWS ON TRADE IN PRINCIPLE AND IN PRACTICE**

---



# Americans Have Consistently Felt Better About Trade Than About Trade Agreements

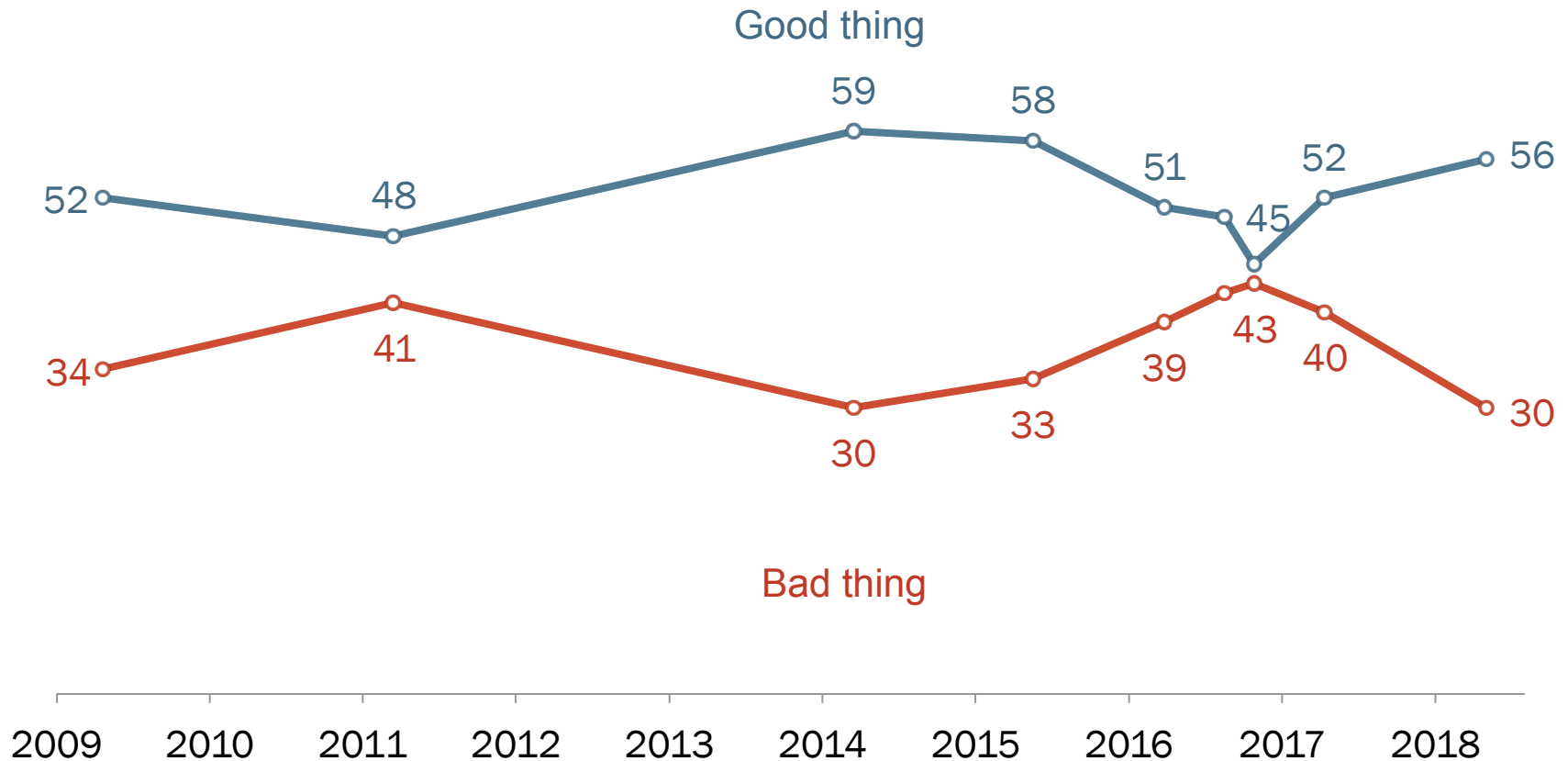
\_\_\_ is/are good for the U.S.



Source: Spring 2018 Global Attitudes Survey. "Free trade agreement" data from May 2018 Pew Research Center survey.

# Positive Views of Free Trade Agreements Have Rebounded to Pre-2016 Levels

% who say free trade agreements between the U.S. and other countries have generally been a \_\_ for the U.S.



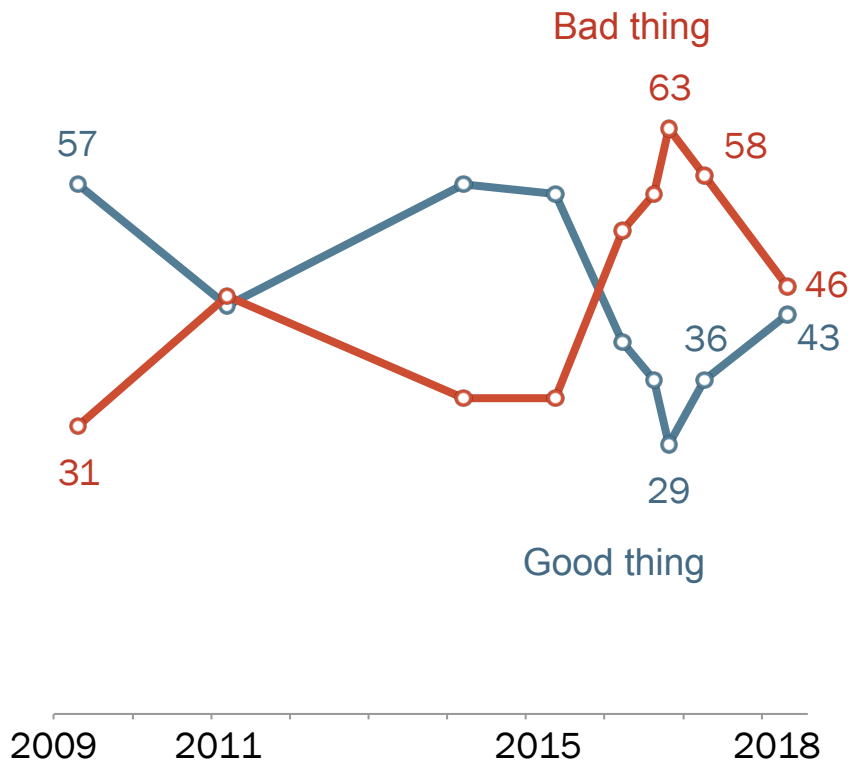
Note: Don't know response not shown.

Source: Survey of U.S. adults conducted April 25-May 1, 2018.

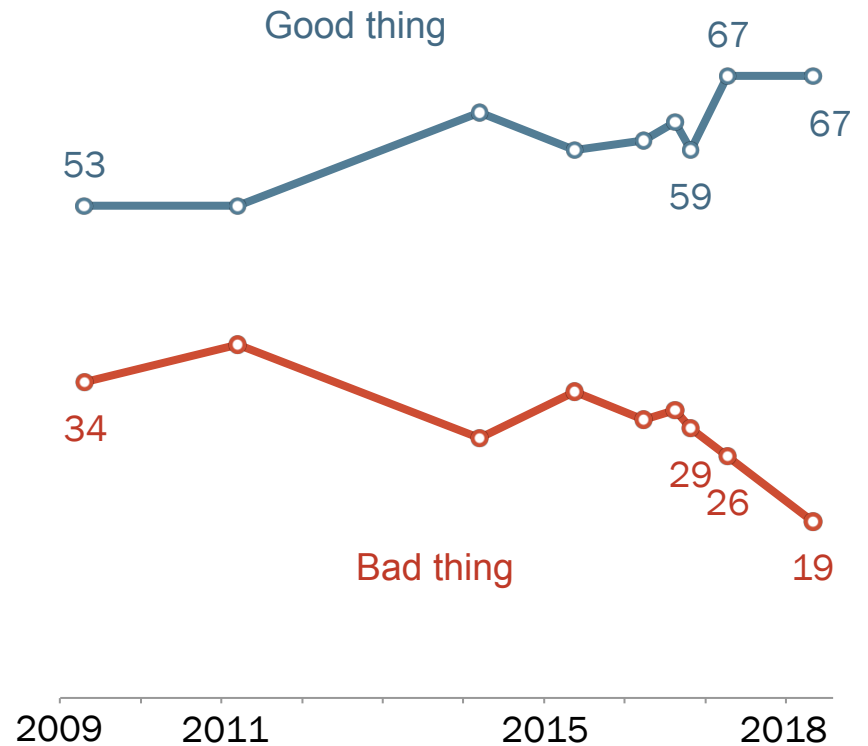
# Democrats More Likely to Say Free Trade is A Good Thing

% who say free trade agreements between the U.S. and other countries have generally been a \_\_ for the U.S.

## Among Rep/Lean Rep



## Among Dem/Lean Dem

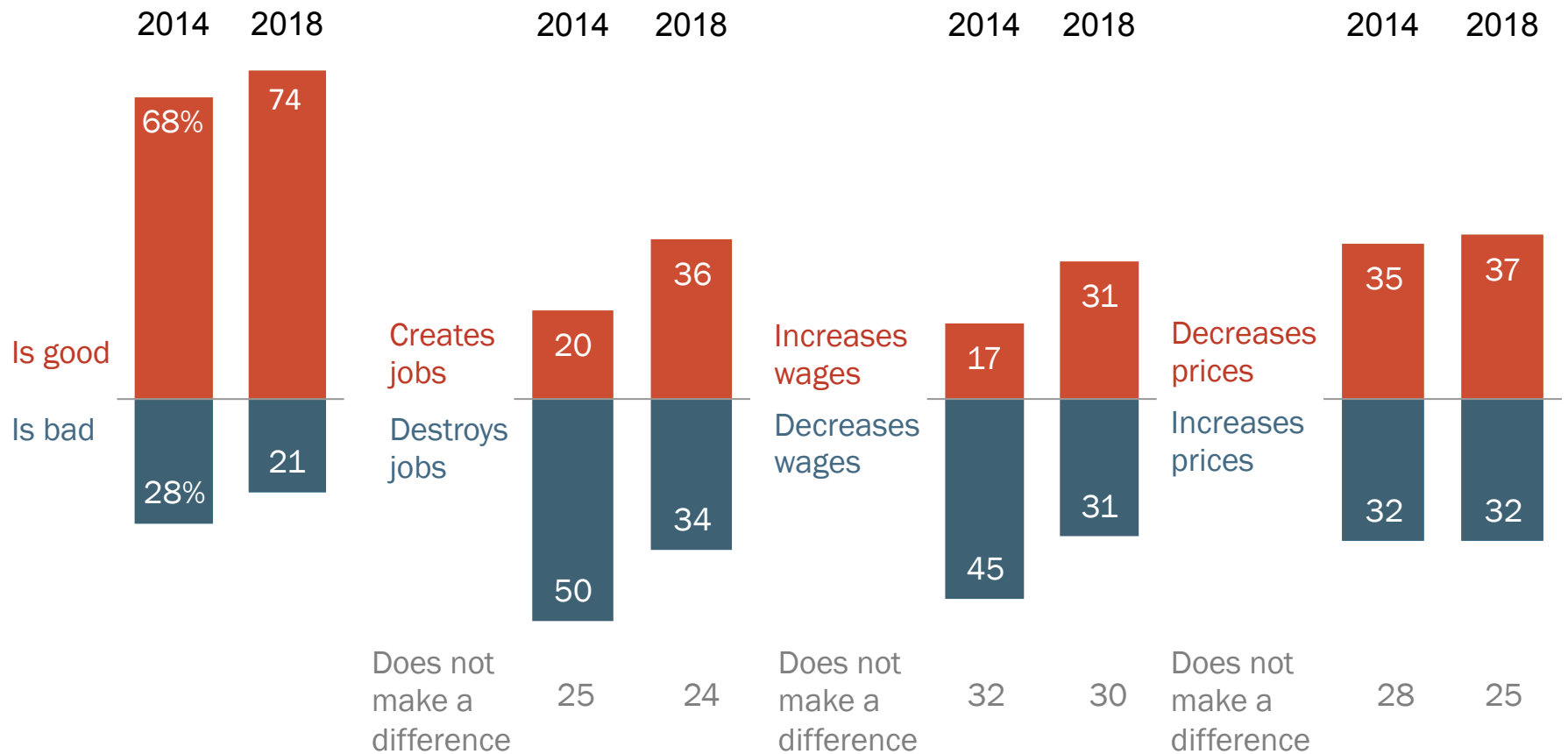


Note: Don't know response not shown.

Source: Survey of U.S. adults conducted April 25-May 1, 2018.

# Americans Are Twice as Likely to Believe Trade is Good for the U.S. as to Think It Creates Jobs or Raises Wages

*Trade with other countries ...*



Source: Spring 2018 Global Attitudes Survey.

# In 2018, Trade Was Less Threatening to Many Americans

The growing trade and business ties between the U.S. and other countries is a **bad** thing for the U.S.

	2014	2018	Change
	%	%	
TOTAL	28	21	-7
18-29	22	14	-8
30-49	31	20	-11
50+	30	25	-5
HS or less	32	26	-6
Some college	29	21	-8
College +	23	14	-9
Rep/Lean Rep	28	16	-12
Dem/Lean Dem	26	24	-2

Note: Statistically significant changes in **bold**.

Source: Spring 2018 Global Attitudes Survey.

# And Fewer Americans Believed Trade Destroys Jobs

Trade with other countries leads to job losses in the U.S.

	2014	2018	Change
	%	%	
TOTAL	50	34	<b>-16</b>
Men	46	30	<b>-16</b>
Women	55	39	<b>-16</b>
18-29	43	30	<b>-13</b>
30-49	50	36	<b>-14</b>
50+	55	34	<b>-21</b>
Hispanic	37	21	<b>-16</b>
Black	59	42	<b>-17</b>
White	53	35	<b>-18</b>
Rep/Lean Rep	51	35	<b>-16</b>
Dem/Lean Dem	48	33	<b>-15</b>

Note: Statistically significant changes in **bold**.

Source: Spring 2018 Global Attitudes Survey.

# Men, Women, Young, Old, GOP and Dems Are Less Likely Than in the Past to Believe Trade Lowers Wages

*Trade with other countries leads to a decrease in wages in the U.S.*

	2014	2018	Change
	%	%	
TOTAL	45	31	<b>-14</b>
Men	43	30	<b>-13</b>
Women	48	33	<b>-15</b>
18-29	43	25	<b>-18</b>
30-49	44	35	<b>-9</b>
50+	48	32	<b>-16</b>
Hispanic	25	21	<b>-4</b>
Black	44	39	<b>-5</b>
White	50	32	<b>-18</b>
Rep/Lean Rep	42	31	<b>-11</b>
Dem/Lean Dem	46	31	<b>-15</b>

Note: Statistically significant changes in **bold**.

Source: Spring 2018 Global Attitudes Survey.

# College Grads, Those With Higher Incomes Are More Likely to See Trade as Beneficial

*% of adults who think trade with other countries ...*

	TOTAL	Education			Coll. - HS diff	Income*		Diff
		HS or less	Some college	Coll. or above		Lower	Higher	
	%	%	%	%		%	%	
Is good	74	70	74	81	<b>+11</b>	69	80	<b>+11</b>
Lowers prices	37	29	34	51	<b>+22</b>	28	47	<b>+19</b>
Creates jobs	36	30	37	42	<b>+12</b>	31	41	<b>+10</b>
Increases wages	31	30	30	32	<b>+2</b>	29	31	<b>+2</b>

\*Respondents with a household income below the country median are considered lower income. Those with an income at or above the country median are considered higher income.

Note: Statistically significant differences in **bold**.

Source: Spring 2018 Global Attitudes Survey. Q25-Q28.



# Among USMCA Publics, Americans Are Less Likely to be Supportive of Trade, but More Likely to Say It Lowers Prices

	Trade is good	Trade increases wages	Trade creates jobs	Trade lowers prices
	%	%	%	%
Canada	89	30	47	29
Mexico	79	27	35	21
U.S.	74	31	36	37

Source: Spring 2018 Global Attitudes Survey.

---

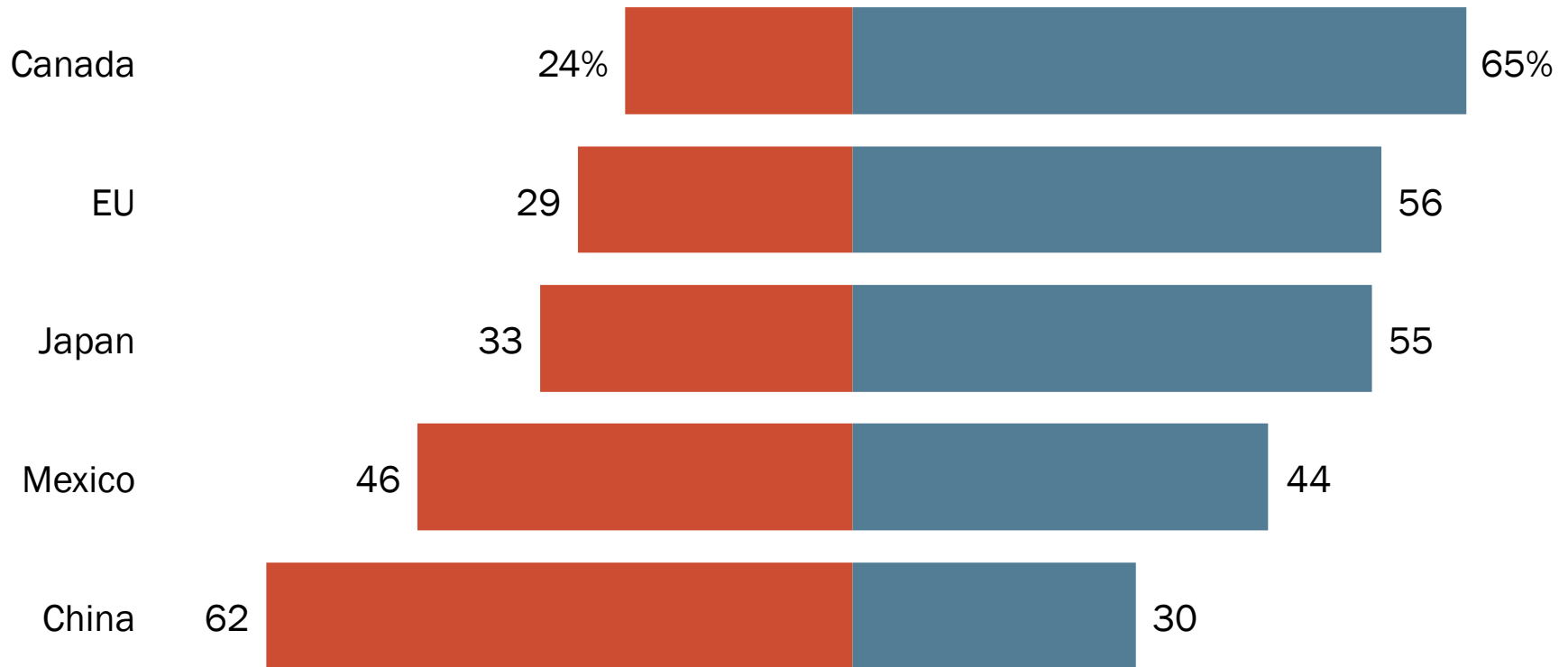
**AMERICANS SEE MOST, BUT NOT ALL, TRADE  
PARTNERS  
AS FAIR TRADERS**

---

# Americans Say Canada, EU, Japan Are Fair Traders, China is Unfair

*Do you believe that \_\_ has a fair or unfair trade policy with the U.S.?*

Unfair Fair



Source: Gallup poll conducted June 18-24, 2018.

# The Public's View of Japan's Trade Fairness, in Particular, Has Improved Markedly; Views of Canada Have Declined

*% of adults who think \_\_ has a fair trade policy with the U.S.*

	1993	2018	1993-2018 change
	%	%	
EU	52	56	+4
Japan	24	55	+31
Mexico	45	44	-1
Canada	77	65	-12
China	-	30	-

Source: Gallup poll conducted June 1993 and June 18-23, 2018.

# Partisan Perceptions of Trade Fairness Have Changed Dramatically Over Time

*% of adults who think \_\_ has a fair trade policy with the U.S.*

	1993 %	2018 %	1993-2018 change
<b>Canada</b>			
Republicans	81	49	<b>-32</b>
Democrats	76	82	<b>+6</b>
<b>EU</b>			
Republicans	54	42	<b>-12</b>
Democrats	51	70	<b>+19</b>
<b>Mexico</b>			
Republicans	47	29	<b>-18</b>
Democrats	42	59	<b>+17</b>
<b>Japan</b>			
Republicans	21	46	<b>+25</b>
Democrats	27	65	<b>+38</b>
<b>China</b>			
Republicans	-	21	-
Democrats	-	38	-

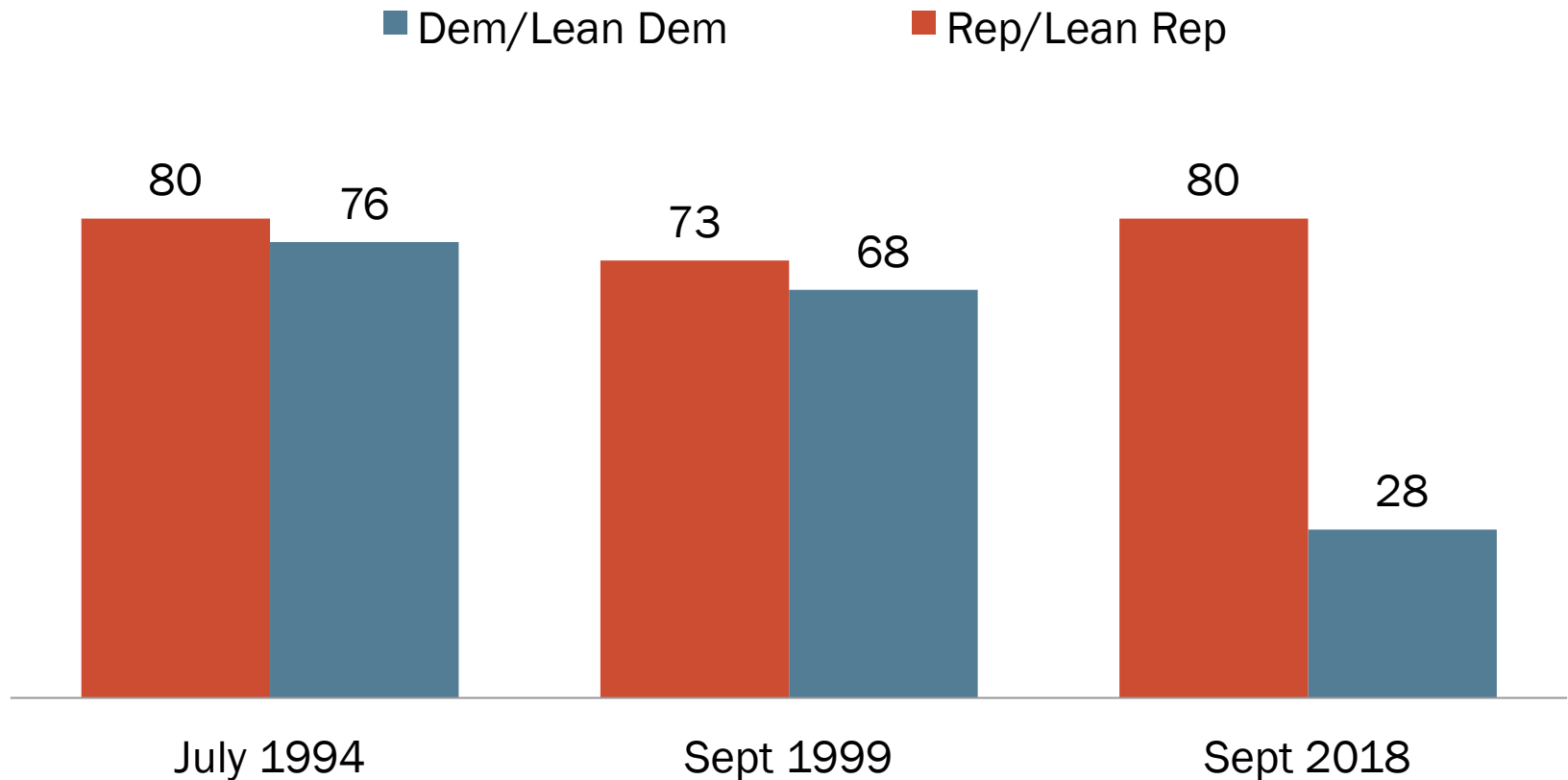
---

# **VIEWS ON TRUMP ADMINISTRATION TRADE POLICIES**

---

# The Context: Republicans Strongly Believe That Other Nations Take 'Unfair Advantage' of the U.S.

*% who say that other countries often take unfair advantage of the United States*



Note: Don't know responses not shown.

Source: Survey of U.S. adults conducted Sept. 18-24, 2018.

# Half the Public Has Confidence in President Trump's Ability to Negotiate Trade Agreements: Nine-in-ten GOP, Two-in-ten Democrats

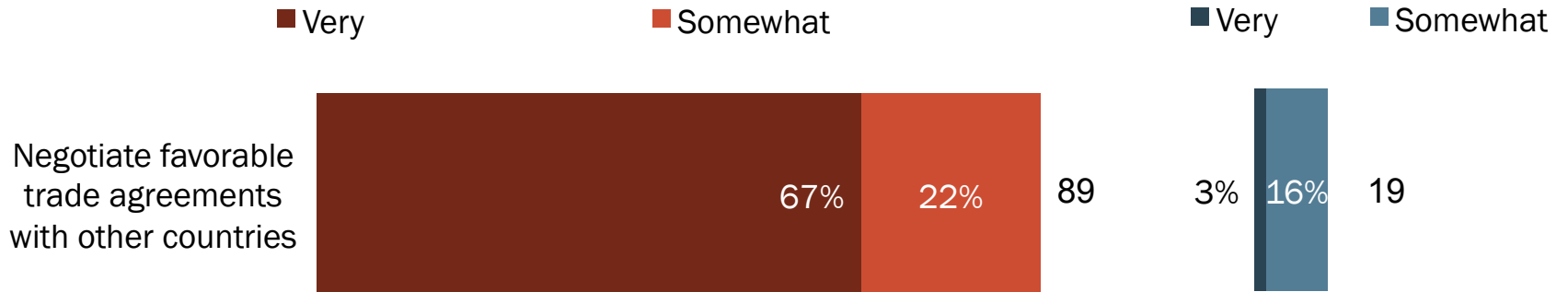
*% who say they are \_\_ confident in Trump's ability to ...*



*% who say they are \_\_ confident in Trump's ability to ...*

## Among Rep/Lean Rep

## Among Dem/Lean Dem



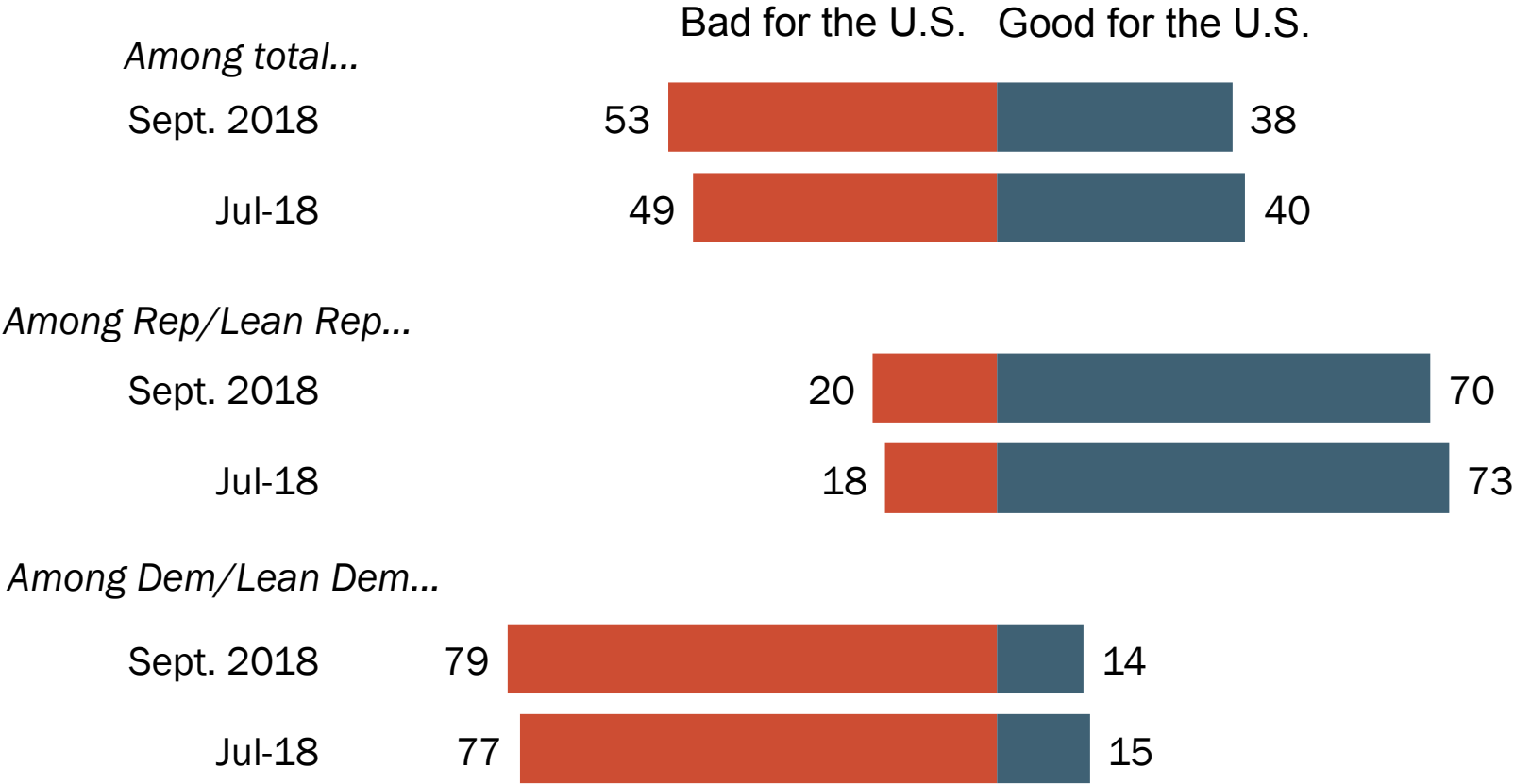
Note: Don't know responses not shown.

Source: Survey of U.S. adults conducted Jan. 9-14, 2019.



# More Than Half the Public Believes Increased Tariffs Will Be Bad For The U.S., But Such Views Are Highly Partisan

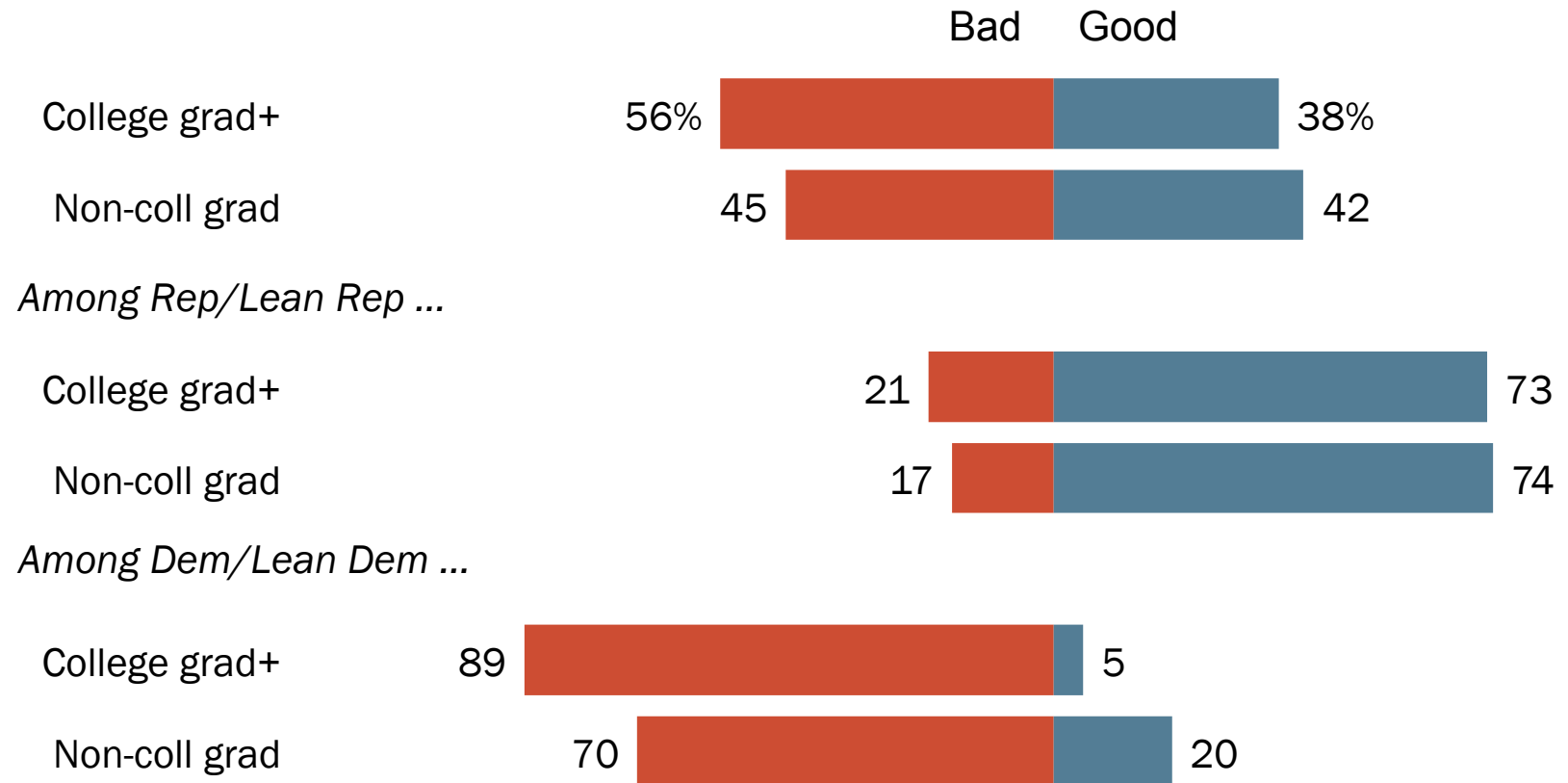
*% who think increased tariffs between the U.S. and its trading partners will be ...*



Note: Don't know responses not shown.  
Source: Survey of U.S. adults conducted Sept. 18-24, 2018.

# Partisanship Even “Trumps” Education in Views on Tariffs

% who think increased tariffs between the U.S. and some of its trading partners will be \_\_ for U.S.

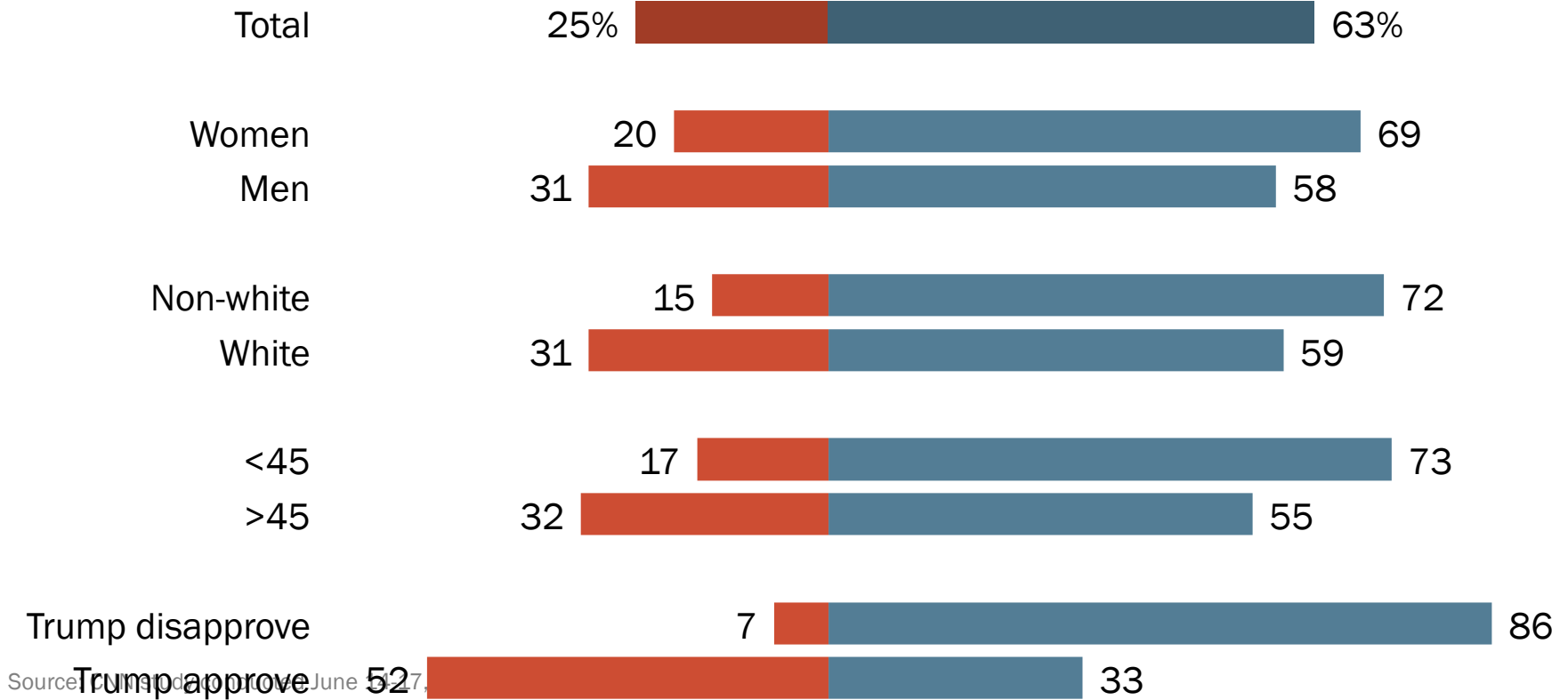


Source: Pew Research Center survey conducted July 11-15, 2018.

# And Trump Supporters Favor Protecting U.S. Industries Over Good Relations with Allies

*What is more important?*

Protecting U.S. industries      Maintaining good relations with allies



Source: Pew Research Center, June 5-17, 2017.

All Pew Research Center reports are available online at [www.pewresearch.org](http://www.pewresearch.org)

Bruce Stokes

*Director, Global Economic Attitudes*

@bruceestokes