



**Committee on Agriculture  
Special Session  
Sub-Committee on Cotton**

**COTTON**

**BACKGROUND PAPER BY THE SECRETARIAT<sup>1</sup>**

*Revision*

1. The Ministerial Decision on Cotton of 7 December 2013 (document WT/MIN(13)/41 – WT/L/916) adopted by Ministers at the 9<sup>th</sup> WTO Ministerial Conference in Bali states, *inter alia* that:

*"5. In this context, we therefore undertake to enhance transparency and monitoring in relation to the trade-related aspects of cotton. To this end, we agree to hold a dedicated discussion on a bi-annual basis in the context of the Committee on Agriculture in Special Session to examine relevant trade-related developments across the three pillars of Market Access, Domestic Support and Export Competition in relation to cotton.*

*6. The dedicated discussions shall be undertaken on the basis of factual information and data compiled by the WTO Secretariat from Members' notifications, complemented, as appropriate, by relevant information provided by Members to the WTO Secretariat.*

*7. The dedicated discussions shall in particular consider all forms of export subsidies for cotton and all export measures with equivalent effect, domestic support for cotton and tariff measures and non-tariff measures applied to cotton exports from LDCs in markets of interest to them."*

2. As a result, four Dedicated Discussions on Cotton were held in 2014 and 2015.<sup>2</sup>

3. The Ministerial Decision on Cotton of 19 December 2015 (document WT/MIN(15)/46 – WT/L/981) adopted by Ministers at the 10<sup>th</sup> WTO Ministerial Conference in Nairobi states, *inter alia* that:

*"14. We undertake to continue holding Dedicated Discussions on Cotton on a bi-annual basis, as indicated in paragraphs 5, 6 and 7 of the Bali Ministerial Decision on Cotton (WT/MIN(13)/41 – WT/L/916), including in particular to examine relevant trade-related developments across the three pillars of Market Access, Domestic Support, and Export Competition in relation to cotton.*

*15. We undertake to regularly monitor the implementation by Members of paragraphs 2 to 4 during these Dedicated Discussions on Cotton, based on relevant Members' notifications to the WTO, complemented as necessary by Members' replies to specific requests for information from the WTO Secretariat."*

---

<sup>1</sup> This document has been prepared under the Secretariat's own responsibility and is without prejudice to the positions of Members or to their rights and obligations under the WTO. It has been prepared for information only and is not intended to provide any authoritative or official legal interpretation of the provisions of the WTO Agreements in general or in relation to any measure listed in this document.

<sup>2</sup> June and November 2014, and July and November 2015.

4. The Nairobi Ministerial Decision on Cotton also states that:

*"6. The Dedicated Discussions on Cotton referred to in paragraph 14 of this Decision shall continue to address the following specific elements, based on factual information and data compiled by the WTO Secretariat from Members' notifications, complemented, as appropriate, by relevant information provided by Members to the WTO Secretariat:*

- (a) identification and examination of market access barriers, including tariff and non-tariff barriers for the entry of cotton produced and exported by cotton-producing LDCs;*
- (b) reviews of market access improvements and of any market access measures undertaken by Members, including the identification of access barriers to cotton produced and exported by cotton-producing LDCs in markets of interest to them; and*
- (c) examination of possible additional measures for progressive and predictable improvements in market access, in particular the elimination of tariff and non-tariff barriers to cotton produced and exported by cotton-producing LDCs."*

5. The 5<sup>th</sup>, 6<sup>th</sup>, 7<sup>th</sup>, 8<sup>th</sup>, 9<sup>th</sup>, 10<sup>th</sup>, 11<sup>th</sup>, 12<sup>th</sup> and 13<sup>th</sup> Dedicated Discussions on Cotton were held on 1 July and 23 November 2016, 24 July and 17 November 2017, 19 June and 28 November 2018, 4 June and 20 November 2019 and 30 July 2020, respectively.

6. As requested by the Nairobi Ministerial Decision and based on the approach resulting from the Bali Ministerial Decision, the WTO Secretariat has prepared, in advance of the 14<sup>th</sup> Dedicated Discussion on Cotton, a revised compilation of factual information and data available from Members' notifications and other submissions, on Market Access, Domestic Support and Export Competition in relation to cotton, received up to 16 October 2020.

7. Further to Members' requests at the second dedicated discussion, this revised background paper also includes: (i) Members' responses to the questionnaire on cotton policy developments circulated on 21 September 2020; and (ii) relevant information on cotton markets and policies from Trade Policy Review reports circulated up to 16 October 2020, for the 32 Members identified in paragraphs 12 and 13 of this paper.<sup>3</sup>

8. The paper is organized in three parts, namely:

- Export Subsidies<sup>4</sup>;
- Domestic Support; and
- Market Access.

9. The factual information and data contained in this paper have been compiled from:

- Members' schedules and notifications in the Market Access (MA), Domestic Support (DS) and Export Subsidies (ES) series under the Committee on Agriculture;
- Tariff data available in the WTO Integrated Database (IDB) and Consolidated Tariff Schedules Database (CTS); as well as
- Non-tariff measures available in the WTO Integrated Trade Intelligence Portal (I-TIP) Goods Database.

10. The specific sources of information for each of the areas covered are described under the relevant parts of the paper.

<sup>3</sup> This information is presented in Annexes 4 and 5.

<sup>4</sup> With regards to the disciplines and commitments contained in the Ministerial Decision on Export Competition (WT/MIN(15)/45 – WT/L/980 adopted on 19 December 2015), referred to in paragraph 9 of the Nairobi Ministerial Decision on Cotton, Members can also refer to the Secretariat background paper on export subsidies, export credits and export credit guarantees or insurance programmes, international food aid, and agricultural exporting STEs (document G/AG/W/125/Rev.13 and its four addenda, dated 26 October 2020).

11. With regards to Export Subsidies and Domestic Support (Part one and two of the paper), factual information and data were collected for all WTO Members with relevant commitments or who have reported measures benefitting cotton in their relevant notifications.
12. With regards to Market Access (Part three of the paper), and based on previous practice, the list of markets of interest to LDCs was established by collecting market access data for WTO Members that are either: (i) classified as developed economies for the purpose of the WTO Secretariat note on the "Participation of Developing Economies in the Global Trading System"<sup>5</sup>; (ii) amongst the top 20 cotton importing countries in quantity for the period 2010-2012; or (iii) amongst the top 20 cotton importing countries in quantity from LDCs for the period 2010-2012.<sup>6</sup>
13. As a result, market access data are provided, in accordance with the Bali and Nairobi Ministerial Decisions on Cotton, for the following 32 Members:<sup>7</sup> Australia; Bahrain, Kingdom of; Bangladesh; Brazil; Canada; China; Colombia; Egypt; the European Union; Hong Kong, China; Iceland; India; Indonesia; Japan; Kenya; Korea, Republic of; Malaysia; Mauritius; Mexico; Morocco; New Zealand; Norway; Pakistan; Peru; Russian Federation; South Africa; Switzerland; Chinese Taipei; Thailand; Turkey; the United States and Viet Nam.
14. Unless otherwise indicated, the term "cotton" in this paper refers to the products covered by the Harmonized System nomenclature (HS) headings 52.01, 52.02 and 52.03.
15. The Annexes to this document, including Members' replies to the questionnaire on cotton-related policy developments (Annex 4) and information on cotton markets and policies from the trade policy review mechanism (Annex 5), are contained in an addendum (TN/AG/GEN/34/Rev.13/Add.1 – TN/AG/SCC/GEN/13/Rev.13/Add.1).

## TABLE OF CONTENTS

<b>1 EXPORT SUBSIDIES.....</b>	<b>5</b>
1.1 EXPORT SUBSIDY COMMITMENTS .....	5
1.1.1 Bound export subsidy commitments for cotton .....	6
1.2 NOTIFIED EXPORT SUBSIDIES .....	7
1.2.1 Notified budgetary outlays and quantities for cotton (Table ES:1) .....	8
1.2.2 Notified budgetary outlays and quantities for cotton (Supporting Table ES:2).....	10
<b>2 DOMESTIC SUPPORT .....</b>	<b>14</b>
2.1 PRODUCT SPECIFIC AGGREGATE MEASUREMENT OF SUPPORT .....	14
2.1.1 Product-specific AMS notified for cotton .....	15
2.1.2 Direct Payments in Accordance with Article 6.5.....	28
<b>3 MARKET ACCESS.....</b>	<b>30</b>
3.1 TARIFFS .....	34
3.2 SPECIAL SAFEGUARD PROVISIONS.....	46
3.2.1 Scheduled SSG provisions for cotton .....	47
3.2.2 Notified trigger prices for cotton .....	47

<sup>5</sup> Document WT/COMTD/W/251, Appendix 8 with the European Union counted as one and Switzerland and Liechtenstein also counted as one.

<sup>6</sup> The top 20 cotton importing countries were identified using COMTRADE data processed by the WTO Secretariat, and supplemented by data from the International Cotton Advisory Committee (ICAC).

<sup>7</sup> In the absence of significant change in the list of Members when using the period 2016-2018, the list used in document TN/AG/GEN/34 has been kept unchanged for the sake of comparability. The United Kingdom withdrew from the European Union as of 1 February 2020. The European Union and the United Kingdom have communicated that, during the transition period, which ends on 31 December 2020, Union law, with a few limited exceptions, continues to be applicable to and in the United Kingdom.

3.2.3	Invoked price-based SSG for cotton .....	48
3.3	TARIFF RATE QUOTAS .....	48
3.3.1	Tariff rate quota commitments for cotton .....	48
3.3.2	Most recent Tariff Rate Quota administration method notified for cotton .....	50
3.3.3	TRQ quantities and in-quota imports for cotton .....	52
3.4	OTHER NON-TARIFF MEASURES .....	60

#### TABLE OF CHARTS

Chart 1.1:	Brazil .....	11
Chart 1.2:	Colombia .....	11
Chart 1.3:	Israel .....	12
Chart 1.4:	South Africa .....	12
Chart 1.5:	United States .....	13
Chart 1.6:	India .....	13
Chart 2.1:	Argentina .....	21
Chart 2.2:	Brazil .....	21
Chart 2.3:	China .....	22
Chart 2.4:	Colombia .....	22
Chart 2.5:	European Union .....	23
Chart 2.6:	India .....	23
Chart 2.7:	Israel .....	24
Chart 2.8:	Mexico .....	24
Chart 2.9:	Peru .....	25
Chart 2.10:	Russian Federation .....	25
Chart 2.11:	South Africa .....	26
Chart 2.12:	Turkey .....	26
Chart 2.13:	United States .....	27
Chart 2.14:	Viet Nam .....	27
Chart 2.15:	European Union .....	29
Chart 2.16:	United States .....	30
Chart 3.1:	Total imports of cotton from World and LDCs, 2009-2019, value .....	30
Chart 3.2:	Total imports of cotton from World and LDCs, 2009-2019, quantity .....	31
Chart 3.3:	Number of scheduled TRQs for cotton by Member .....	50
Chart 3.4:	China (CHNQ010) .....	56
Chart 3.5:	Colombia (COLQ067) .....	56
Chart 3.6:	South Africa (ZAFQ053) .....	57
Chart 3.7:	United States (USAQ049) .....	57
Chart 3.8:	United States (USAQ050) .....	58
Chart 3.9:	United States (USAQ051) .....	58
Chart 3.10:	United States (USAQ052) .....	59
Chart 3.11:	United States (USAQ053) .....	59

Chart 3.12: United States (USAQ054) .....	60
Chart 3.13: Number of other non-tariff measures applicable to cotton, per type of measure (1 January 2012 to 16 October 2020).....	61

## 1 EXPORT SUBSIDIES

1.1. Part One provides information on the use of export subsidies for cotton by Members. It is divided into two sections:

- Section 1.1 provides information on export subsidy reduction commitments, both in terms of budgetary outlay and quantity; and
- Section 1.2 provides information on notified export subsidy budgetary outlays and quantities.

1.2. As noted earlier, with regards to the disciplines and commitments contained in the Nairobi Ministerial Decision on Export Competition (WT/MIN(15)/45 – WT/L/980 adopted on 19 December 2015) referred to in paragraph 9 of the Nairobi Ministerial Decision on Cotton, Members can also refer to the Secretariat background paper on export subsidies, export credits and export credit guarantees or insurance programmes, international food aid, and agricultural exporting STEs (document G/AG/W/125/Rev.13, G/AG/W/125/Rev.13/Add.1, G/AG/W/125/Rev.13/Add.2, G/AG/W/125/Rev.13/Add.3 and G/AG/W/125/Rev.13/Add.4, dated 26 October 2020). It can be noted in that regard that: (i) China's latest available information continues to indicate the existence of four agricultural exporting State Trading Enterprises for cotton; and (ii) the United States and Japan, respectively, identified in their latest replies cotton or HS 5202-5203 in the list of products covered by their export financing programmes.

### 1.1 EXPORT SUBSIDY COMMITMENTS

1.3. This section lists export subsidy reduction commitments for cotton by Member and by implementation year<sup>8</sup>, as specified in Members' schedules. The tables show, for each Member concerned, the annual and final bound export subsidy budgetary outlay and quantity commitments. The following column headings are used:

<b>XSID</b>	The number identifying export subsidy commitments for each Member in the CTS, in the same sequential order as scheduled. The seven-character code is comprised of the three-letter WTO Member code, followed by "X" for "export subsidy", followed by the three-digit sequential identifier;
<b>Product</b>	The product or group of products as specified in the Member's schedule <sup>9</sup> ;
<b>Tariff Line(s)</b>	The tariff item number(s) as specified in the Member's schedule reproduced in the CTS using the HS 2002 nomenclature; and
<b>1995...</b>	Budgetary outlay and quantity commitments for each implementation year.

1.4. For each Member, the currency/quantity unit and the type of year (i.e. calendar, financial, fiscal or marketing year) are indicated as specified in that Member's schedule.

<sup>8</sup> Throughout this paper, the term "implementation year" refers to the relevant calendar, financial, fiscal or marketing year as specified by individual Members.

<sup>9</sup> In original language only.

**1.1.1 Bound export subsidy commitments for cotton<sup>10</sup>****BRAZIL****Budgetary outlays commitments in USD**

XSID	Product	Tariff Line(s)	1995	1996	1997	1998	1999	2000	2001	2002	2003	2004
BRAX013	Cotton	520100	208,534.1	203,406.2	198,278.3	193,150.4	188,022.6	182,894.7	177,766.8	172,638.9	167,511.0	162,383.1

**Quantity commitments in tonnes**

XSID	Product	Tariff Line(s)	1995	1996	1997	1998	1999	2000	2001	2002	2003	2004
BRAX013	Cotton	520100	3,670.9	3,618.8	3,566.6	3,514.5	3,462.4	3,410.3	3,358.1	3,306.0	3,253.9	3,201.8

**COLOMBIA****Budgetary outlays commitments in USD**

XSID	Product	Tariff Line(s)	1995	1996	1997	1998	1999	2000	2001	2002	2003	2004	2017
COLX018	ALGODON	5201, 5202, 5203	71,394,099	71,394,099	69,438,096	67,482,094	65,526,091	63,570,088	61,614,085	59,658,083	57,702,080	55,746,077	0

**Quantity commitments in tonnes**

XSID	Product	Tariff Line(s)	1995	1996	1997	1998	1999	2000	2001	2002	2003	2004	2017
COLX018	ALGODON	5201, 5202, 5203	38,588	38,588	37,978	37,368	36,759	36,149	35,539	34,929	34,320	33,710	0

**ISRAEL****Budgetary outlays commitments in thousand USD**

XSID	Product	Tariff Line(s)	1995	1996	1997	1998	1999	2000	2001	2002	2003	2004	2017
ISRX006	Cotton		9,410	9,179	8,948	8,716	8,485	8,253	8,022	7,791	7,559	7,328	0

**Quantity commitments in thousand tonnes**

XSID	Product	Tariff Line(s)	1995	1996	1997	1998	1999	2000	2001	2002	2003	2004	2017
ISRX006	Cotton		47.1	46.4	45.8	45.1	44.4	43.8	43.1	42.4	41.8	41.1	0

<sup>10</sup> Further to the Nairobi Ministerial Decision on Export Competition of 19 December 2015 (document WT/MIN(15)/45 – WT/L/980), Colombia, Israel and South Africa certified their revised export subsidies as of 22 September, 11 March and 10 October 2018, respectively, and their entitlements to cotton export subsidies have been eliminated. Brazil is still carrying out necessary internal steps prior to the circulation of its revised draft schedule as of 16 October 2020.

## SOUTH AFRICA

### Budgetary outlays commitments in rand (calendar year)

XSID	Product	Tariff Line(s)	1995	1996	1997	1998	1999	2000	2017
ZAFX062	Cotton	5201, 5202, 5203	4,157,081	3,891,736	3,626,390	3,361,045	3,095,699	2,830,353	0

### Quantity commitments in tonne equivalent (calendar year)

XSID	Product	Tariff Line(s)	1995	1996	1997	1998	1999	2000	2017
ZAFX062	Cotton	5201, 5202, 5203	4,600	4,433	4,266	4,100	3,933	3,766	0

## 1.2 NOTIFIED EXPORT SUBSIDIES

1.5. This section lists export subsidies for cotton notified by Members in Table ES:1 as well as export subsidies for cotton notified in Supporting Tables ES:2 by developing country Members who have taken recourse to Article 9.4 of the Agreement on Agriculture. This section includes notifications circulated by the Secretariat up to 16 October 2020.

1.6. The following column headings are used:

**XSID** The number identifying export subsidy commitments for each Member in the CTS, in the same sequential order as scheduled. The seven-character code is comprised of the three-letter WTO Member code, followed by "X" for "export subsidy", and by the three-digit sequential identifier. A blank indicates that no export subsidy reduction commitments are scheduled for the product in question;

**Product** The product or group of products as specified in the Member's schedule<sup>11</sup> or in the Member's notification; and

**1995...** The notified budgetary outlay or quantity for each implementation year from 1995 up to the latest implementation year as indicated in the Member's most recent Table ES:1 notification or the last year for which the Member had an export subsidy reduction commitment for cotton in its schedule. A blank indicates that no notification has been received for the year in question or that, for Members without scheduled export subsidy commitments for cotton, the notification does not mention cotton.

1.7. For each Member, the currency/quantity unit and the type of year (i.e. calendar, financial, fiscal or marketing year) are indicated as specified in that Member's schedule or in the Member's notification.

<sup>11</sup> In original language only.

### 1.2.1 Notified budgetary outlays and quantities for cotton (Table ES:1)

#### BRAZIL

##### Notified budgetary outlays in USD (calendar year)

XSID	Product	1995	1996	1997	1998	1999	2000	2001	2002	2003	2004	2005	2006
BRAX013	Cotton	0	0	0	0	0	0	0	0	0	0	0	0

XSID	Product	2007	2008	2009	2010	2011	2012	2013	2014	2015	2016	2017	2018
BRAX013	Cotton	0	0	0	0	0	0	0	0	0	0	0	0

##### Notified quantities in tonnes (calendar year)

XSID	Product	1995	1996	1997	1998	1999	2000	2001	2002	2003	2004	2005	2006
BRAX013	Cotton	0	0	0	0	0	0	0	0	0	0	0	0

XSID	Product	2007	2008	2009	2010	2011	2012	2013	2014	2015	2016	2017	2018
BRAX013	Cotton	0	0	0	0	0	0	0	0	0	0	0	0

#### COLOMBIA

##### Notified budgetary outlays in thousand USD (calendar year)

XSID	Product	1995	1996	1997	1998	1999	2000	2001	2002	2003	2004	2005	2006
COLX018	ALGODON	0.21 <sup>1</sup>	0	0	0	0	0	0	0	0	0	0	0

XSID	Product	2007	2008	2009	2010	2011	2012	2013	2014	2015	2016	2017	2018
COLX018	ALGODON	0	0	0	0	0	0	0	0	0	0	0	0

##### Notified quantities in tonnes (calendar year)

XSID	Product	1995	1996	1997	1998	1999	2000	2001	2002	2003	2004	2005	2006
COLX018	ALGODON	0.72	0	0	0	0	0	0	0	0	0	0	0

XSID	Product	2007	2008	2009	2010	2011	2012	2013	2014	2015	2016	2017	2018
COLX018	ALGODON	0	0	0	0	0	0	0	0	0	0	0	0



## ISRAEL

### Notified budgetary outlays in thousand USD (marketing year, 1 October-30 September)

XSID	Product	1995	1996	1997	1998	1999	2000	2001	2002	2003	2004	2005	2006
ISRX006	Cotton	0	0	0	0	0	0	0	886 <sup>2</sup>	0	0	0	0

XSID	Product	2007	2008	2009	2010	2011	2012	2013	2014	2015	2016	2017	2018	2019
ISRX006	Cotton	0	0	0	0	0	0	0	0	0	0	0	0	0

### Notified quantities in thousand tonnes (marketing year, 1 October-30 September)

XSID	Product	1995	1996	1997	1998	1999	2000	2001	2002	2003	2004	2005	2006
ISRX006	Cotton	0	0	0	0	0	0	0	0.6	0	0	0	0

XSID	Product	2007	2008	2009	2010	2011	2012	2013	2014	2015	2016	2017	2018	2019
ISRX006	Cotton	0	0	0	0	0	0	0	0	0	0	0	0	0

## SOUTH AFRICA

### Notified budgetary outlays in rand (calendar year)

XSID	Product	1995	1996	1997	1998	1999	2000	2001	2002	2003	2004	2005
ZAFX062	Cotton	5,654 <sup>1</sup>	0	0	0	0	0	0	0	0	0	0

### Notified quantities in tonnes (calendar year)

XSID	Product	2006	2007	2008	2009	2010	2011	2012	2013	2014	2015	2016
ZAFX062	Cotton	0	0	0	0	0	0	0	0	0	0	0

## UNITED STATES

### Notified budgetary outlays in thousand USD (fiscal year beginning 1 October-30 September)

XSID	Product	1995	1996	1997	1998	1999	2000	2001	2002	2003	2004	2005
	Upland Cotton <sup>3</sup>									203,595.4 <sup>1</sup>	276,500.0 <sup>1</sup>	266,943.5 <sup>1</sup>

XSID	Product	2006	2007	2008	2009	2010	2011	2012	2013	2014	2015	2016	2017	2018	2019
	Upland Cotton <sup>3</sup>	9,353.0 <sup>1</sup>	0	0	0	0	0	0	0	0	0	0	0	0	0

**UNITED STATES****Notified quantities in thousand tonnes (1 July-30 June)**

XSID	Product	1995	1996	1997	1998	1999	2000	2001	2002	2003	2004	2005	2006
	Upland Cotton <sup>3</sup>									2,357.4	2,412.6	3,641.5	1,291.8

XSID	Product	2007	2008	2009	2010	2011	2012	2013	2014	2015	2016
	Upland Cotton <sup>3</sup>	0	0	0	0	0	0	0	0	0	0

1 Direct export subsidies (as indicated in Supporting Table ES:1).

2 Producer financed subsidies (as indicated in Supporting Table ES:1).

3 For US notifications covering the implementation years 2003-2005, the following footnote was included: "The panel and Appellate Body reports in the dispute United States – Subsidies on Upland Cotton (DS267) found that certain payments to exporters under the Upland Cotton Domestic Marketing Certificate Program constituted export subsidies within the meaning of the Agreement on Agriculture. On 8 February 2006, the United States enacted legislation to repeal the programme at the end of the 2005 marketing year (i.e., 31 July 2006). Quantity and budgetary data are based on when payments were made." For US notifications covering the implementation years 2006-2013, the following footnote was included: "The panel and Appellate Body reports in the dispute United States – Subsidies on Upland Cotton (DS267) found that certain payments to exporters under the Upland Cotton Domestic Marketing Certificate Program constituted export subsidies within the meaning of the Agreement on Agriculture. On 8 February 2006, the United States enacted legislation to repeal the program at the end of the 2005 marketing year (i.e., 31 July 2006). All cotton under the program was shipped by 31 July 2006; quantity and budgetary data are based on when payments were made."

**1.2.2 Notified budgetary outlays and quantities for cotton (Supporting Table ES:2)****INDIA****Notified budgetary outlays in million USD (marketing year)**

XSID	Product	1995	1996	1997	1998	1999	2000	2001	2002	2003	2004	2005	2006	2007	2008	2009
	Raw cotton (Full pressed bales)										0.089 <sup>1</sup>	1.21 <sup>1</sup>				

**Notified quantities in tonnes (marketing year)**

XSID	Product	1995	1996	1997	1998	1999	2000	2001	2002	2003	2004	2005	2006	2007	2008	2009
	Raw cotton (Full pressed bales)										2,542	40,392				

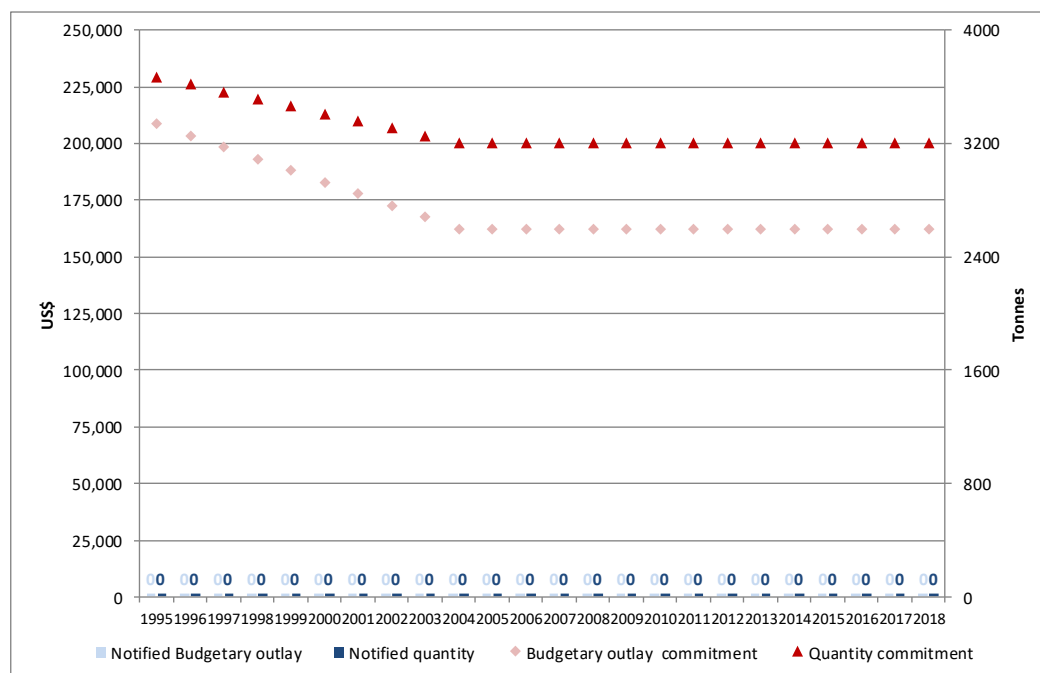
1 International Air Freight Assistance in terms of Article 9.1(d) (as indicated in the footnote in India's Supporting Table ES:2 for implementation years 2004 and 2005).

### Charts on scheduled and notified export subsidy budgetary outlays and quantities<sup>12</sup>

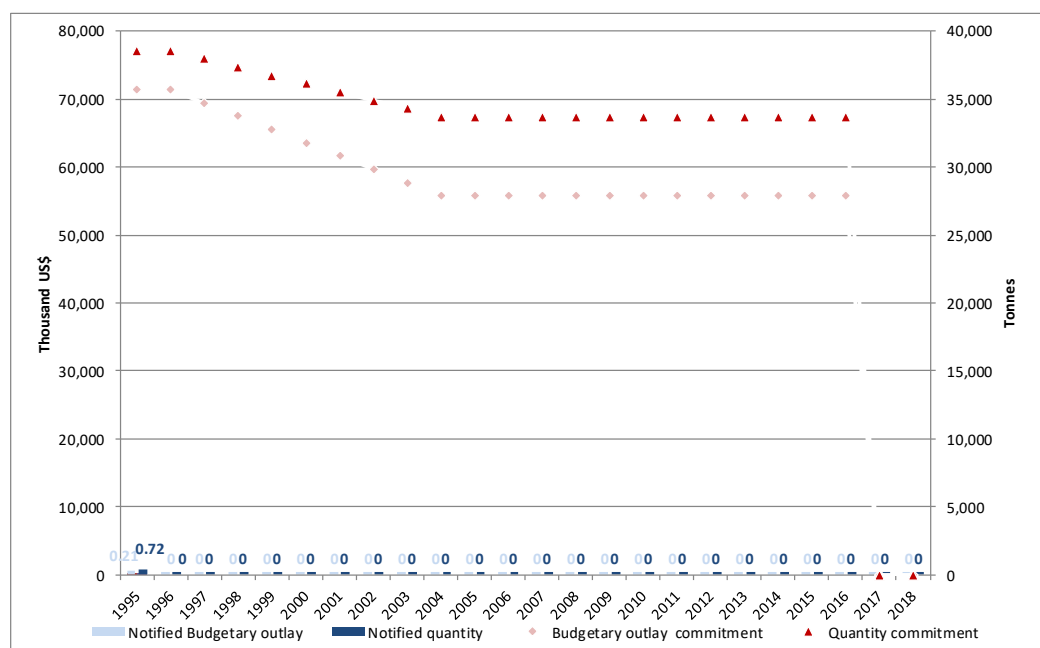
1.8. Based on the information presented in sections 1.1 and 1.2 above, the charts in this section show, by Member and by year, the export subsidy budgetary outlays and quantities notified in Table ES:1 and Supporting Tables ES:2, and the corresponding commitment levels where they exist.

1.9. In all charts, export subsidy budgetary outlays notified and budgetary outlay commitments are plotted on the left axis and export subsidy quantities notified and quantity commitments are plotted on the right axis.

**Chart 1.1: Brazil**



**Chart 1.2: Colombia**



<sup>12</sup> Chart 34 of the Secretariat background document G/AG/W/125/Rev.13 shows the sum of the export subsidy budgetary outlays notified (Table ES:1) and scheduled by all Members for cotton, for the period 1995-2015.

Chart 1.3: Israel

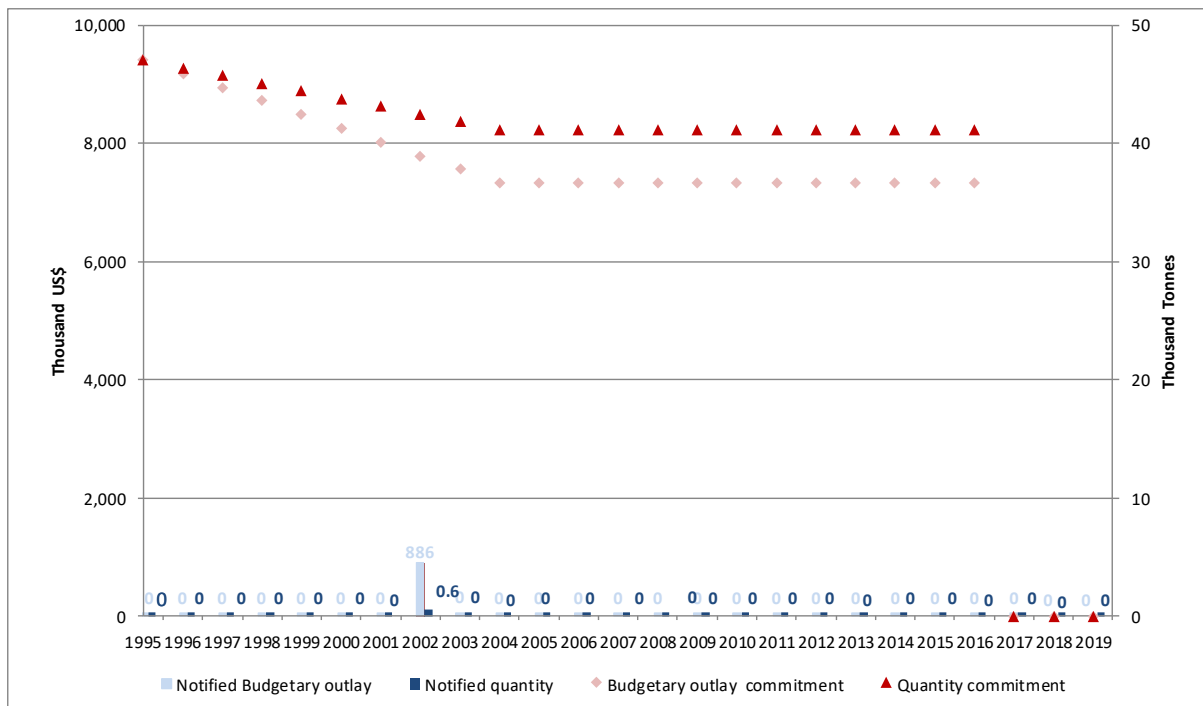
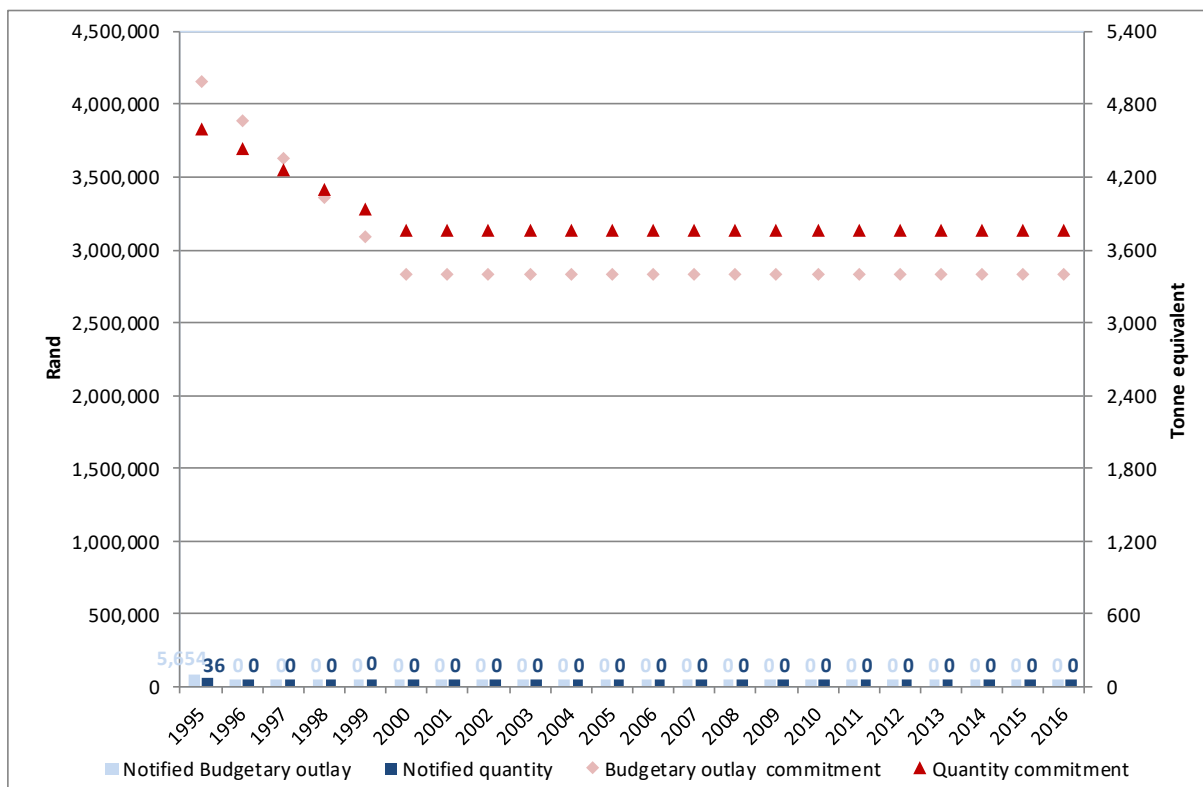
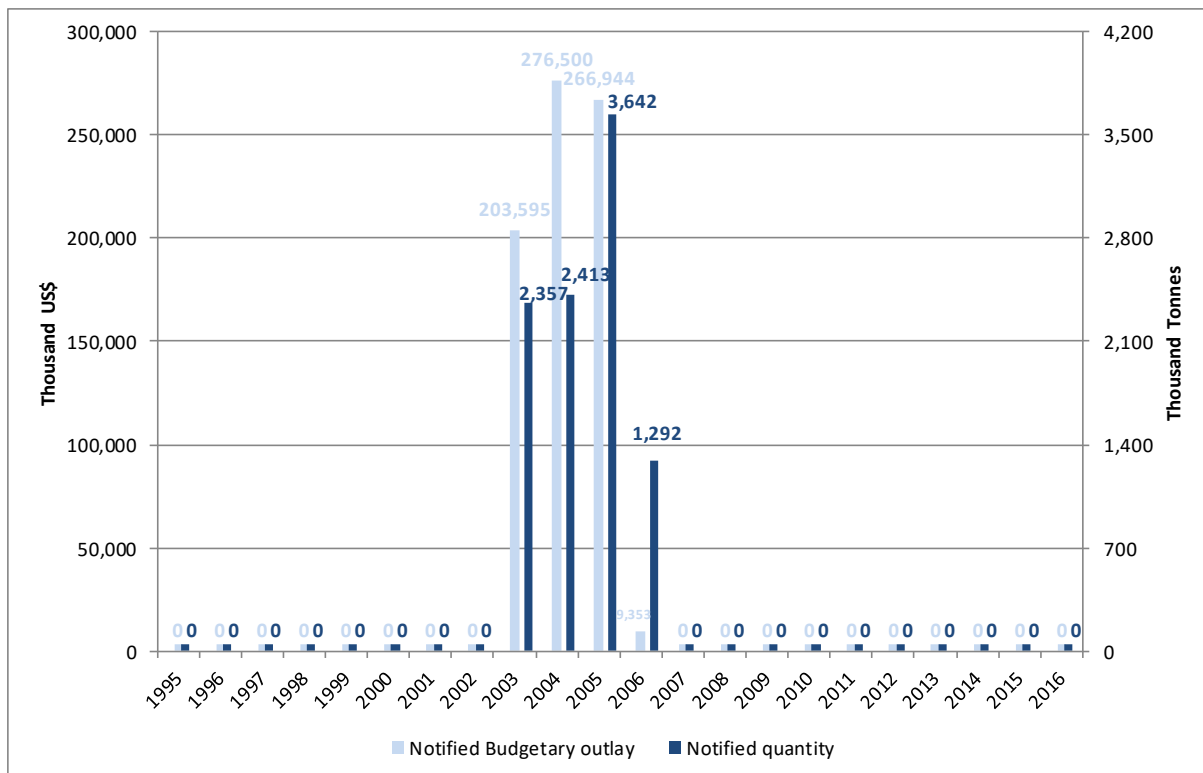
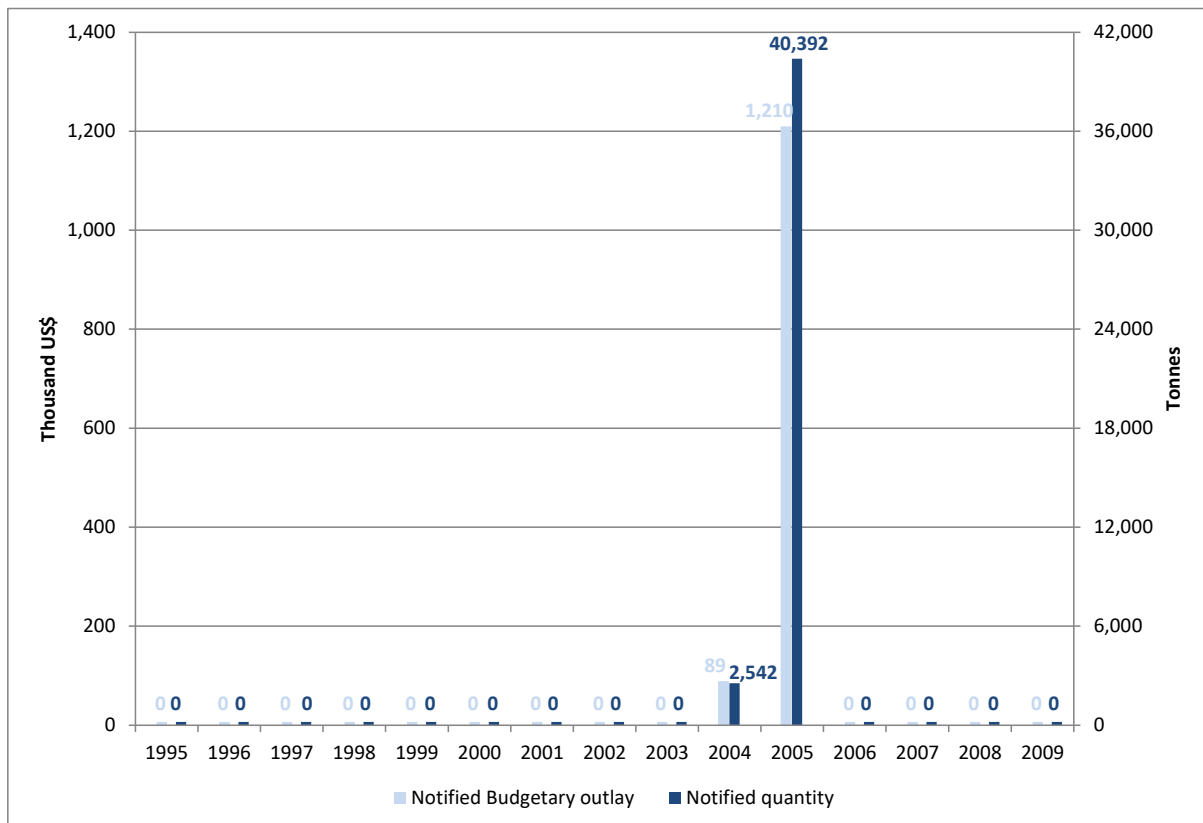


Chart 1.4: South Africa



**Chart 1.5: United States****Chart 1.6: India**

## 2 DOMESTIC SUPPORT

2.1. Part Two provides information on the use of domestic support measures in favour of cotton based on Table DS:1 notifications circulated by the Secretariat up to 16 October 2020. It is divided into two sections:

- Section 2.1 provides information on product-specific Aggregate Measurement of Support<sup>13</sup> as notified in Supporting Tables DS:4 to DS:8. The section also includes, further to Members' requests at the third dedicated discussion, a table which provides, for each Member listed in Section 2.1, the level of product-specific AMS for cotton, together with the current Total AMS and the value of production for cotton (if available) for the most recent available year of notification; and
- Section 2.2 provides information on direct payments in accordance with Article 6.5 as notified in Supporting Table DS:3.

### 2.1 PRODUCT SPECIFIC AGGREGATE MEASUREMENT OF SUPPORT

2.2. This section details the level of product-specific AMS for cotton by Member and by implementation year.

2.3. The levels of the various domestic support categories that compose the product-specific support for cotton used in the AMS calculation are also listed. The different categories are the following:

- market price support (Supporting Table DS:5);
- non-exempt direct payments (Supporting Table DS:6);
- other product-specific support (Supporting Table DS:7); and
- product-specific support calculated using the Equivalent Measurement of Support (EMS) methodology (Supporting Table DS:8).

2.4. For each Member, the implementation years are those indicated in the Member's Table DS:1 notifications, and the notified currency unit is indicated in brackets.

#### Symbols used

Product-specific AMS figures in italic and underlined represent support notified as *de minimis*.

A blank indicates the absence of a notification for the year in question.

"0" indicates that the Member notified zero support or that the Member has not notified any support for the support category concerned.

Figures in brackets represent negative support.

---

<sup>13</sup> Also referred to as product-specific AMS. Throughout this paper, this term also includes the product-specific Equivalent Measurement of Support calculated according to Annex 4 of the Agreement on Agriculture.

### 2.1.1 Product-specific AMS notified for cotton<sup>14</sup>

#### Argentina<sup>15</sup>

(1992 Pesos)

	2015	2016	2017
Market price support	0	0	0
Non-exempt direct payments	0	0	0
Other product-specific support	16,869,511	10,419,078	9,590,300
Product-specific EMS	0	0	0
<b>Product-specific AMS</b>	<b>16,869,511</b>	<b>10,419,078</b>	<b>9,590,300</b>

#### Brazil

(Thousand USD)

	1995	1996	1997	1998	1999	2000	2001	2002	2003	2004
Market price support	33,860.69	40.9	6.1	9,893.1	(4,873.8)	(4,884.1)	(20,445.5)	(350.5)	0	0
Non-exempt direct payments	0	0	0	0	0	0	0	0	0	0
Other product-specific support	12,585.78	12,710.4	10,278.2	45,531.0	35,080.3	55,307.7	52,105.9	27,731.4	18,073.9	27,427.5
Product-specific EMS	0	0	0	0	0	0	0	0	0	0
<b>Product-specific AMS</b>	<b>46,446.47</b>	<b>12,751.3</b>	<b>10,284.3</b>	<b>55,424.1</b>	<b>35,080.3</b>	<b>55,307.7</b>	<b>52,105.9</b>	<b>27,731.4</b>	<b>18,073.9</b>	<b>27,427.5</b>

	2005	2006	2007	2008	2009	2010	2011-2013	2014 <sup>1</sup>	2015 <sup>1</sup>	2016 <sup>1</sup>	2017 <sup>1</sup>	2018 <sup>1</sup>
Market price support	0	315.8	186.0	259.8	0	0	0	0	0	0	0	0
Non-exempt direct payments	0	39,108.4	341,621.9	324,868.2	0	269,018.9	0	0	62,716.8	0	0	0
Other product-specific support	44,324.6	43,287.5	0	0	0	0	0	0	0	0	0	0
Product-specific EMS	0	0	0	0	0	0	0	0	0	0	0	0
<b>Product-specific AMS</b>	<b>44,324.6</b>	<b>82,711.7</b>	<b>341,807.9</b>	<b>325,128.0</b>	<b>0</b>	<b>269,018.9</b>	<b>0</b>	<b>0</b>	<b>62,716.8</b>	<b>0</b>	<b>0</b>	<b>0</b>

- 1 In Brazil's notification for 2014, 2015, 2016, 2017, and 2018, the following note was included in Supporting Table 7 - Other Product-Specific Support and Total Product-Specific AMS: "The following products may be supported by non-exempt support programmes, according to the available funds and the market price: barley, Brazilian wax, canola, cashew nut, cassava, cassava flour, cassava starch, castor beans, coffee, cotton, cottonseed, edible beans, ethanol, garlic, grapes, guarana, jute, maize, malva, milk, oat, orange, peanuts, rice, silk cocoon, sisal, sorghum, soybeans, sugar cane, sunflower, triticale and wheat. If the product is not listed in this table, it means the product received no support during the crop-year. Some products have the right to be supported only on specific States or Regions."

<sup>14</sup> For implementation years 1995-1999, Pakistan maintained a positive applied administered price for "seed cotton", but Market Price Support was calculated as zero because there was no eligible production.

<sup>15</sup> Argentina did not notify any cotton-specific support in Supporting Tables 4-9 prior to implementation year 2015 (agricultural year 1 December 2014 to 30 November 2015).

## China

(Million RMB)

	1999	2000	2001	2002	2003	2004	2005	2006	2007
Market price support	0	0	0	0	0	0	0	0	0
Non-exempt direct payments	0	0	0	0	0	0	0	0	0
Other product-specific support	2,854 <sup>1</sup>	3,503 <sup>1</sup>	1,790 <sup>1</sup>	1,205.6 <sup>2</sup>	1,034 <sup>2</sup>	973.91 <sup>2</sup>	1,100.39 <sup>3</sup>	880.35 <sup>3</sup>	4,099.45 <sup>3</sup>
Product-specific EMS	0	0	0	0	0	0	0	0	0
<b>Product-specific AMS</b>	<b>2,854</b>	<b>3,503</b>	<b>1,790</b>	<b>1,205.6</b>	<b>1,034</b>	<b>973.91</b>	<b>1,100.39</b>	<b>880.35</b>	<b>4,099.45</b>

	2008	2009	2010	2011	2012	2013	2014	2015	2016
Market price support	0	0	0	16,848 <sup>4</sup>	38,502 <sup>4</sup>	38,269 <sup>4</sup>	0	0	0
Non-exempt direct payments	0	0	0	0	0	0	28,735	28,064	15,421
Other product-specific support	2,766.73 <sup>3</sup>	5,007 <sup>3</sup>	2,977 <sup>3</sup>	1,972 <sup>5</sup>	2,107 <sup>5</sup>	2,171 <sup>5</sup>	2,477 <sup>5</sup>	2,464 <sup>5</sup>	1,423 <sup>5</sup>
Product-specific EMS	0	0	0	0	0	0	0	0	0
<b>Product-specific AMS</b>	<b>2,766.73</b>	<b>5,007</b>	<b>2,977</b>	<b>18,820<sup>6</sup></b>	<b>40,609<sup>6</sup></b>	<b>40,440<sup>6</sup></b>	<b>31,212<sup>6</sup></b>	<b>30,528<sup>6</sup></b>	<b>16,844<sup>6</sup></b>

- 1 The following footnote was included in China's notification covering implementation years 1999-2001: "From the year 1999, cotton purchase in China became market oriented and the State Procurement Pricing for Cotton did not work any longer. Therefore, there was no price support in this reporting period. The product-specific *de minimis* supports to cotton were primarily provided through interest subsidies for national cotton stockholdings."
- 2 The following footnote was included in China's notification covering implementation years 2002-2004: "Support to cotton include interest subsidy for national stock cotton".
- 3 The following footnote was included in China's notification covering implementation years 2005-2010: "Support to cotton includes subsidy for improved crop strains and seeds, subsidy for reserve cost, cost subsidy for transporting cotton out of Xinjiang Uygur Autonomous Region".
- 4 The following footnote was included in China's notification covering implementation years 2011-2014: "Temporary Reserve programme for cotton was terminated in 2014."
- 5 The following footnote was included in China's notification covering implementation years 2011-2016: "Subsidy for improved crop strains and seeds, and cost subsidy for transporting cotton out of Xinjiang Uygur Autonomous Region."
- 6 The following footnote relevant to cotton was included in China's notification covering implementation years 2011-2016: "Support measures for cotton were terminated".

## Colombia

(Thousand USD)

	1995	1996	1997	1998	1999	2000	2001	2002	2003	2004	2005
Market price support	0	0	0	0	0	0	0	0	0	0	0
Non-exempt direct payments	2,980	289.2	1,002.6	757	2,306.5	1,115	2,899	8,983.5	20.5	10,445.4	30,595
Other product-specific support	0	0	0	0	0	0	0	0	0	0	0
Product-specific EMS	0	0	0	0	0	0	0	0	0	0	0
<b>Product-specific AMS</b>	<b>2,980</b>	<b>289.2</b>	<b>1,002.6</b>	<b>757</b>	<b>2,306.5</b>	<b>1,115</b>	<b>2,899</b>	<b>8,983.5</b>	<b>20.5</b>	<b>10,445.4</b>	<b>30,595</b>

	2006	2007	2008	2009	2010	2011	2012	2013	2014	2015	2016
Market price support	0	0	0	0	0	0	0	0	0	0	0
Non-exempt direct payments	18,091	24,775	17,755	25,261	25,592	5,354	31,731	20,210	19,993	11,488	2,924
Other product-specific support	0	0	0	0	0	0	0	0	0	0	0
Product-specific EMS	0	0	0	0	0	0	0	0	0	0	0
<b>Product-specific AMS</b>	<b>18,091</b>	<b>24,775</b>	<b>17,755</b>	<b>25,261</b>	<b>25,592</b>	<b>5,354</b>	<b>31,731</b>	<b>20,210</b>	<b>19,993</b>	<b>11,488</b>	<b>2,924</b>



## European Union

(Million EUR)

	1995	1996	1997	1998	1999	2000	2001	2002	2003	2004	2005	2006
Market price support	0	0	0	0	0	0	0	0	0	0	0	0
Non-exempt direct payments	22.7	0	0	0	0	0	0	0	0	0	0	0
Other product-specific support	0	0	0	0	0	0	0	0	0	0	0	0
Product-specific EMS	777.7	772.7	809.4	715.2	623.7	795	575.1	731.3	769.4	725.4	739.5	0
<b>Product-specific AMS</b>	<b>800.4</b>	<b>772.7</b>	<b>809.4</b>	<b>715.2</b>	<b>623.7</b>	<b>795</b>	<b>575.1</b>	<b>731.3</b>	<b>769.4</b>	<b>725.4</b>	<b>739.5</b>	<b>0</b>

	2007	2008	2009	2010	2011	2012	2013	2014	2015	2016	2017
Market price support	0	0	0	0	0	0	0	0	0	0	0
Non-exempt direct payments	0	0	0	0	0	0	0	0	0	0	0
Other product-specific support	0	0	0	0	0	0	0	0	0	0	0
Product-specific EMS	0	0	0	0	0	0	0	0	0	0	0
<b>Product-specific AMS</b>	<b>0</b>	<b>0</b>	<b>0</b>	<b>0</b>	<b>0</b>	<b>0</b>	<b>0</b>	<b>0</b>	<b>0</b>	<b>0</b>	<b>0</b>

## India

(Million USD)

	1995	1996	1997	1998	1999	2000	2001	2002	2003	2004	2005	2006
Market price support	(2,106)	0	0	(64.79)	(72.45)	(91.46)	(147.3)	(94.01)	(140.62)	(150.28) <sup>1</sup>	(68.99) <sup>1</sup>	(49.39) <sup>1</sup>
Non-exempt direct payments	0	0	0	0	0	0	0	0	0	0	0	0
Other product-specific support	0	0	0	0	0	0	0	0	0	0	0	0
Product-specific EMS	0	0	0	0	0	0	0	0	0	0	0	0
<b>Product-specific AMS</b>	<b>(2,106)</b>	<b>0</b>	<b>0</b>	<b>(64.79)</b>	<b>(72.45)</b>	<b>(91.46)</b>	<b>(147.3)</b>	<b>(94.01)</b>	<b>(140.62)</b>	<b>(150.28)</b>	<b>(68.99)</b>	<b>(49.39)</b>

	2007	2008	2009	2010	2011	2012	2013	2014	2015	2016	2017	2018
Market price support	(6.64) <sup>1</sup>	243.14 <sup>1</sup>	6.95 <sup>1</sup>	0	0.27 <sup>1</sup>	143.76 <sup>1</sup>	1.41 <sup>1</sup>	305.09 <sup>1</sup>	17.97 <sup>1</sup>	0	14.83 <sup>1</sup>	261.41 <sup>1</sup>
Non-exempt direct payments	0	0	0	0	0	0	0	0	0	0	0	0
Other product-specific support	0	0	0	0	0	0	0	0	0	0	0	0
Product-specific EMS	0	0	0	0	0	0	0	0	0	0	0	0
<b>Product-specific AMS</b>	<b>(6.64)</b>	<b>243.14</b>	<b>6.95</b>	<b>0</b>	<b>0.27</b>	<b>143.76</b>	<b>1.41</b>	<b>305.09</b>	<b>17.97</b>	<b>0</b>	<b>14.83</b>	<b>261.41</b>

1 The following footnote was included in India's notification covering implementation years 2004-2015 and 2017-2018: "Applied administered price is procurement price for lint cotton. A co-efficient of 2.35 has been used for conversion from seed cotton".

## Israel

(Thousand USD)

	1995	1996	1997	1998	1999	2000	2001	2002	2003	2004	2005	2006
Market price support	0	0	0	0	0	0	0	0	0	0	0	0
Non-exempt direct payments	0	0	0	0	0	4,713	0	0	0	0	0	0
Other product-specific support	0	0	0	0	0	0	0	0	0	0	0	0
Product-specific EMS	0	0	0	0	0	0	0	0	0	0	0	0
<b>Product-specific AMS</b>	<b>0</b>	<b>0</b>	<b>0</b>	<b>0</b>	<b>0</b>	<b>4,713</b>	<b>0</b>	<b>0</b>	<b>0</b>	<b>0</b>	<b>0</b>	<b>0</b>

## Israel (cont'd)

(Thousand USD)

	2007	2008	2009	2010	2011	2012	2013	2014	2015	2016	2017	2018	2019
Market price support	0	0	0	0	0	0	0	0	0	0	0	0	0
Non-exempt direct payments	0	0	0	0	0	0	0	47	0	0	0	0	0
Other product-specific support	0	0	0	0	0	0	0	0	0	0	0	0	0
Product-specific EMS	0	0	0	0	0	0	0	0	0	0	0	0	0
<b>Product-specific AMS</b>	<b>0</b>	<b>0</b>	<b>0</b>	<b>0</b>	<b>0</b>	<b>0</b>	<b>0</b>	<b>47</b>	<b>0</b>	<b>0</b>	<b>0</b>	<b>0</b>	<b>0</b>

## Mexico

(Million 1991 MXN)

	1995	1996	1997	1998	1999	2000	2001	2002	2003	2004	2005	2006
Market price support	0	0	0	0	0	0	0	0	0	0	0	0
Non-exempt direct payments	71.01	0	0	0	0	0	0	42.1	0.6	71.1	127.8	59.4
Other product-specific support	0	2.2	3.4	9	5.8	2.1	1.4	23	23.5	7.9	7.4	0
Product-specific EMS	0	0	0	0	0	0	0	0	0	0	0	0
<b>Product-specific AMS</b>	<b>71.01</b>	<b>2.2</b>	<b>3.4</b>	<b>9</b>	<b>5.8</b>	<b>2.1</b>	<b>1.4</b>	<b>65.2</b>	<b>24.1</b>	<b>79</b>	<b>135.2</b>	<b>59.4</b>

	2007	2008	2009	2010	2011	2012	2013	2014	2015	2016	2017	2018
Market price support	0	0	0	0	0	0	0	0	0	0	0	0
Non-exempt direct payments	104.8	42.114	102.597	0.01	0	0	0	0	15.83	0.27	0	0
Other product-specific support	31	0	24.608	34.95	50.13	25.31	19.6	20.87	14.33	20.34	6.85	23.53
Product-specific EMS	0	0	0	0	0	0	0	0	0	0	0	0
<b>Product-specific AMS</b>	<b>135.8</b>	<b>42.114</b>	<b>127.205</b>	<b>34.96</b>	<b>50.13</b>	<b>25.31</b>	<b>19.6</b>	<b>20.87</b>	<b>30.16</b>	<b>20.6</b>	<b>6.85</b>	<b>23.53</b>

## Peru

(Million USD)

	1995	1996	1997	1998	1999	2000	2001	2002	2003	2004	2005	2006
Market price support	0	0	0		0	0	0	0	0	0	0	0
Non-exempt direct payments	0	0	0		0	0	0	6.2	5.4	7	7.9	6.9
Other product-specific support	0	0	0		0	0	0	0	0	0	0	0
Product-specific EMS	0	0	0		0	0	0	0	0	0	0	0
<b>Product-specific AMS</b>	<b>0</b>	<b>0</b>	<b>0</b>		<b>0</b>	<b>0</b>	<b>0</b>	<b>6.2</b>	<b>5.4</b>	<b>7</b>	<b>7.9</b>	<b>6.9</b>

	2007	2008	2009	2010	2011	2012	2013	2014	2015	2016	2017	2018
Market price support	0	0	0	0	0	0	0	0	0	0	0	0
Non-exempt direct payments	6.2	5.8	0	0	5.9	6.9	5.3	0.006	0.0001	0	0	0
Other product-specific support	0	0	0	0	0	0	0	0	0	0	0	0
Product-specific EMS	0	0	0	0	0	0	0	0	0	0	0	0
<b>Product-specific AMS</b>	<b>6.2</b>	<b>5.8</b>	<b>0</b>	<b>0</b>	<b>5.9</b>	<b>6.9</b>	<b>5.3</b>	<b>0.006</b>	<b>0.0001</b>	<b>0</b>	<b>0</b>	<b>0</b>

## Russian Federation

(USD Billion)

	2012	2013	2014	2015	2016	2017
Market price support	0	0	0	0	0	0
Non-exempt direct payments	0	0	0	0	0	0.0007
Other product-specific support	0	0	0	0	0	0
Product-specific EMS	0	0	0	0	0	0
<b>Product-specific AMS</b>	<b>0</b>	<b>0</b>	<b>0</b>	<b>0</b>	<b>0</b>	<b>0.0007</b>

## South Africa

(Million ZAR)

	1995	1996	1997	1998	1999	2000	2001	2002	2003	2004
Market price support	0	46.66	33.74	(4.81)	(42.95)	0	0	0	0	0
Non-exempt direct payments	0	0	0	0	0	0	0	0	0	0
Other product-specific support	0	0	0	0	0	0	0	0	0	0
Product-specific EMS	4.2	0	0	0	0	0	0	0	0	0
<b>Product-specific AMS</b>	<b>4.2</b>	<b>46.66</b>	<b>33.74</b>	<b>(4.81)</b>	<b>(42.95)</b>	<b>0</b>	<b>0</b>	<b>0</b>	<b>0</b>	<b>0</b>

	2005	2006	2007	2008	2009	2010	2011	2012	2013	2014
Market price support	0	0	0	0	0	0	0	0	0	0
Non-exempt direct payments	0	0	0	0	0	0	0	0	0	0
Other product-specific support	0	0	0	0	0	0	0	0	0	0
Product-specific EMS	0	0	0	0	0	0	0	0	0	0
<b>Product-specific AMS</b>	<b>0</b>	<b>0</b>	<b>0</b>	<b>0</b>	<b>0</b>	<b>0</b>	<b>0</b>	<b>0</b>	<b>0</b>	<b>0</b>

## Turkey

(USD)

	1995	1996	1997	1998	1999	2000	2001	2002	2003	2004
Market price support	0	0	0	0	0	0	0	0	0	0
Non-exempt direct payments	0	0	0	0	0	0	0	85,725,917	107,867,259	145,642,951
Other product-specific support	0	0	0	0	0	0	0	0	0	0
Product-specific EMS	0	0	0	0	0	0	0	0	0	0
<b>Product-specific AMS</b>	<b>0</b>	<b>0</b>	<b>0</b>	<b>0</b>	<b>0</b>	<b>0</b>	<b>0</b>	<b>85,725,917</b>	<b>107,867,259</b>	<b>145,642,951</b>

	2005	2006	2007	2008	2009	2010	2011	2012	2013
Market price support	0	0	0	0	0	0	0	0	0
Non-exempt direct payments	248,260,719	303,045,398	484,910,000	275,683,031	225,792,753	225,139,422	354,094,577	46,5646,252	376,734,789
Other product-specific support	0	0	0	0	0	0	0	0	0
Product-specific EMS	0	0	0	0	0	0	0	0	0
<b>Product-specific AMS</b>	<b>248,260,719</b>	<b>303,045,398</b>	<b>484,910,000</b>	<b>275,683,031</b>	<b>225,792,753</b>	<b>225,139,422</b>	<b>354,094,577</b>	<b>46,5646,252</b>	<b>376,734,789</b>

## United States

(Million USD)

	1995	1996	1997	1998	1999	2000	2001	2002	2003	2004	2005
Market price support	0	0	0	0	0	0	0	0	0	0	0
Non-exempt direct payments	34.962	6.401	444.942	824.027	2,136.897	987.003	2,723.039	921.055	185.501	1,790.501	1,283.707
Other product-specific support	(3.0)	(3.0)	20.678	110.653	216.238	62.75	87.073	265.738	249.413	447.914	336.992
Product-specific EMS	0	0	0	0	0	0	0	0	0	0	0
<b>Product-specific AMS</b>	<b>31.962</b>	<b>3.401</b>	<b>465.62</b>	<b>934.68</b>	<b>2,353.135</b>	<b>1,049.753</b>	<b>2,810.112</b>	<b>1,186.793</b>	<b>434.914</b>	<b>2,238.415</b>	<b>1,620.699</b>

	2006	2007	2008	2009	2010	2011	2012	2013	2014	2015	2016	2017
Market price support	0	0	0	0	0	0	0	0	0	0	0	0
Non-exempt direct payments	1,080.050	0.831	953.161	33.119	0	0.001	0	65.937	371.704	327.879	328	240.348
Other product-specific support	285.127	207.079	430.316	335.320	400.846	894.430	636.125	507.597	584.704	525.218	505.667	711.702
Product-specific EMS	0	0	0	0	0	0	0	0	0	0	0	0
<b>Product-specific AMS</b>	<b>1,365.177</b>	<b>207.91</b>	<b>1,383.477</b>	<b>368.439</b>	<b>400.846</b>	<b>894.431</b>	<b>636.125</b>	<b>573.534</b>	<b>956.408</b>	<b>853.098</b>	<b>833.667</b>	<b>952.05</b>

## Viet Nam

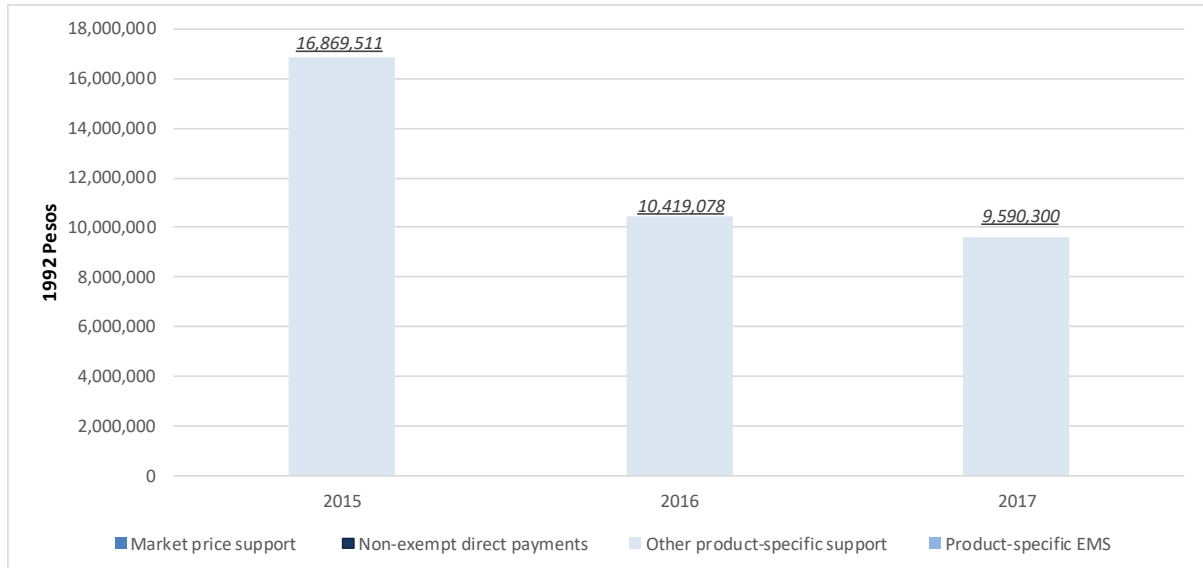
(Billion VND)

	2007	2008	2009	2010	2011	2012	2013
Market price support	0	0	0	0	0	0	0
Non-exempt direct payments	0	0	0	0	0	0	0
Other product-specific support	0.074	0	0	0	0	0	0
Product-specific EMS	0	0	0	0	0	0	0
<b>Product-specific AMS</b>	<b>0.074</b>	<b>0</b>	<b>0</b>	<b>0</b>	<b>0</b>	<b>0</b>	<b>0</b>

### Charts on product-specific AMS notified for cotton by category of support

Based on the information presented in section 2.1.1 above, the charts in this section show, by Member and by year, (i) the various levels for the domestic support categories that were included in the calculation of the product-specific AMS notified for cotton and (ii) the overall cotton AMS figure (*italic and underlined figures represent support notified as de minimis*; figures in brackets represent support notified as negative).

**Chart 2.1: Argentina**



**Chart 2.2: Brazil**

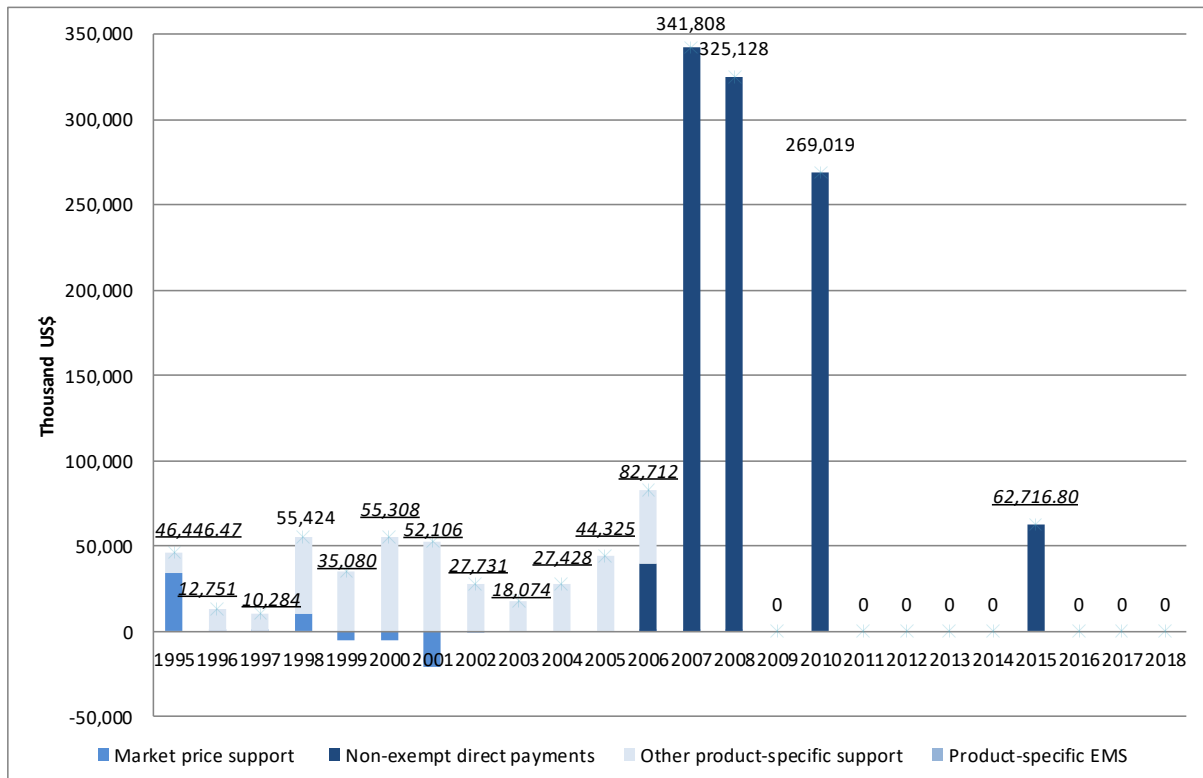


Chart 2.3: China

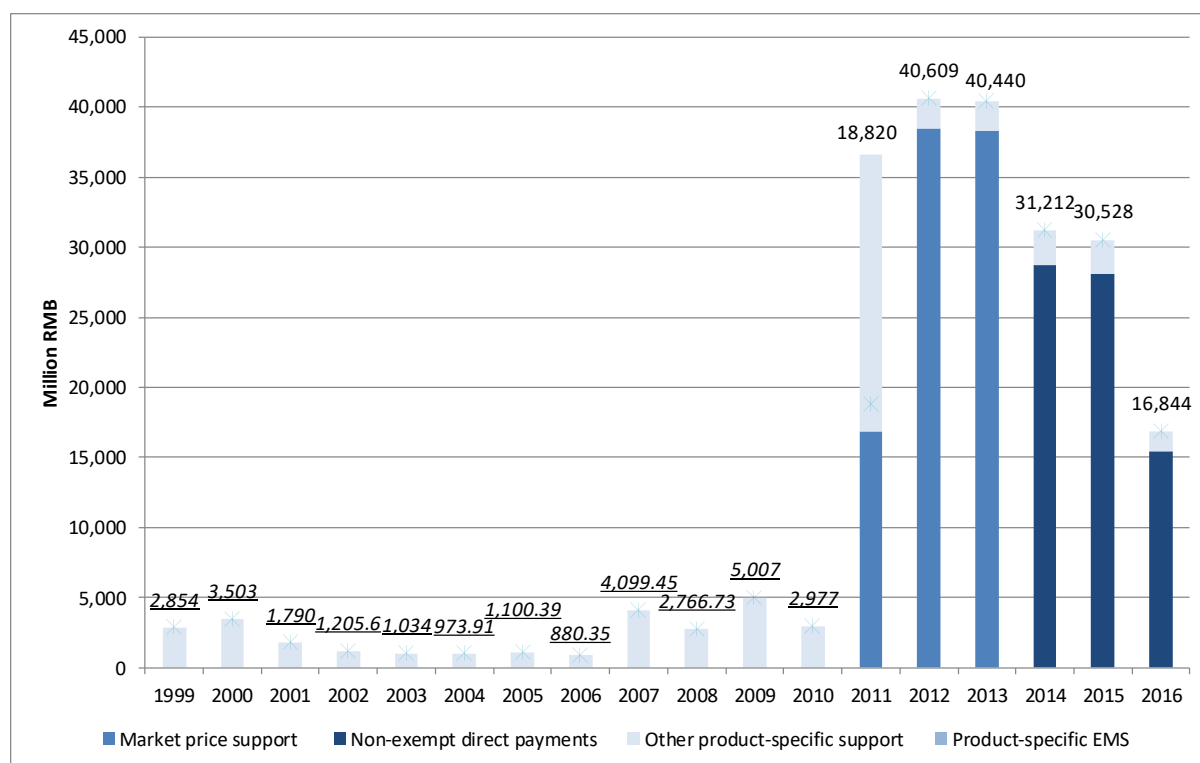
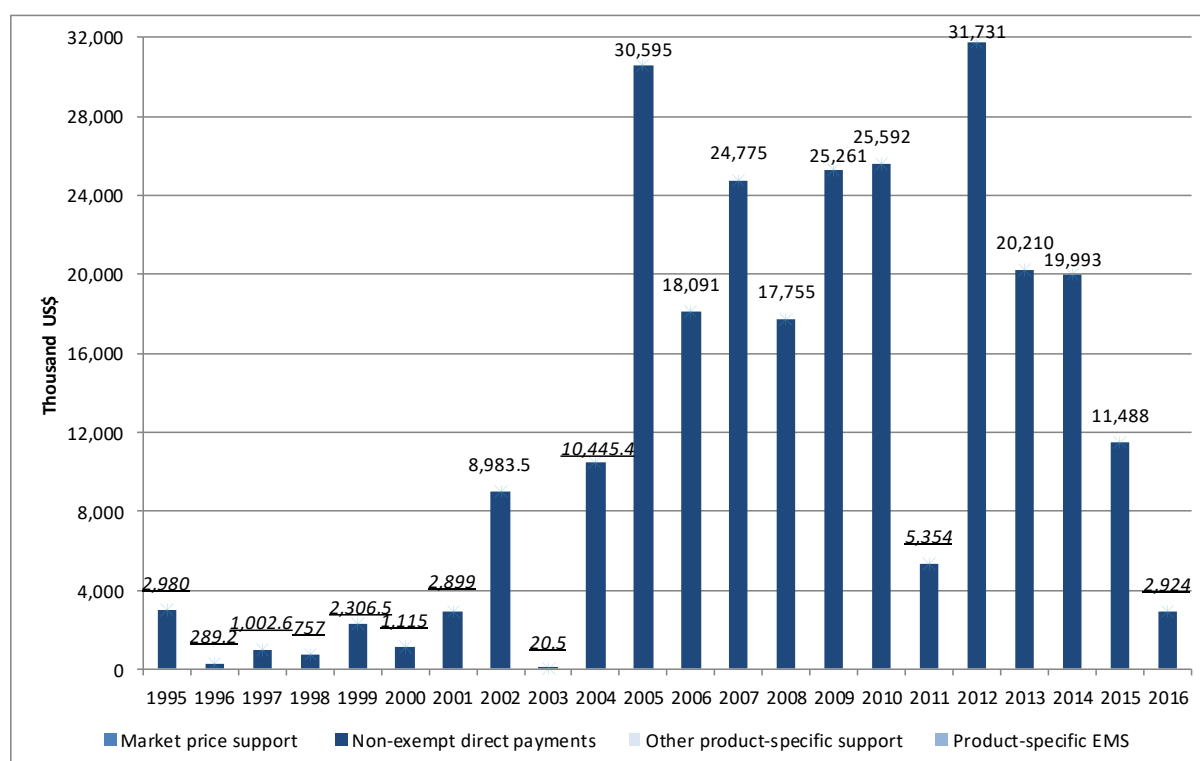
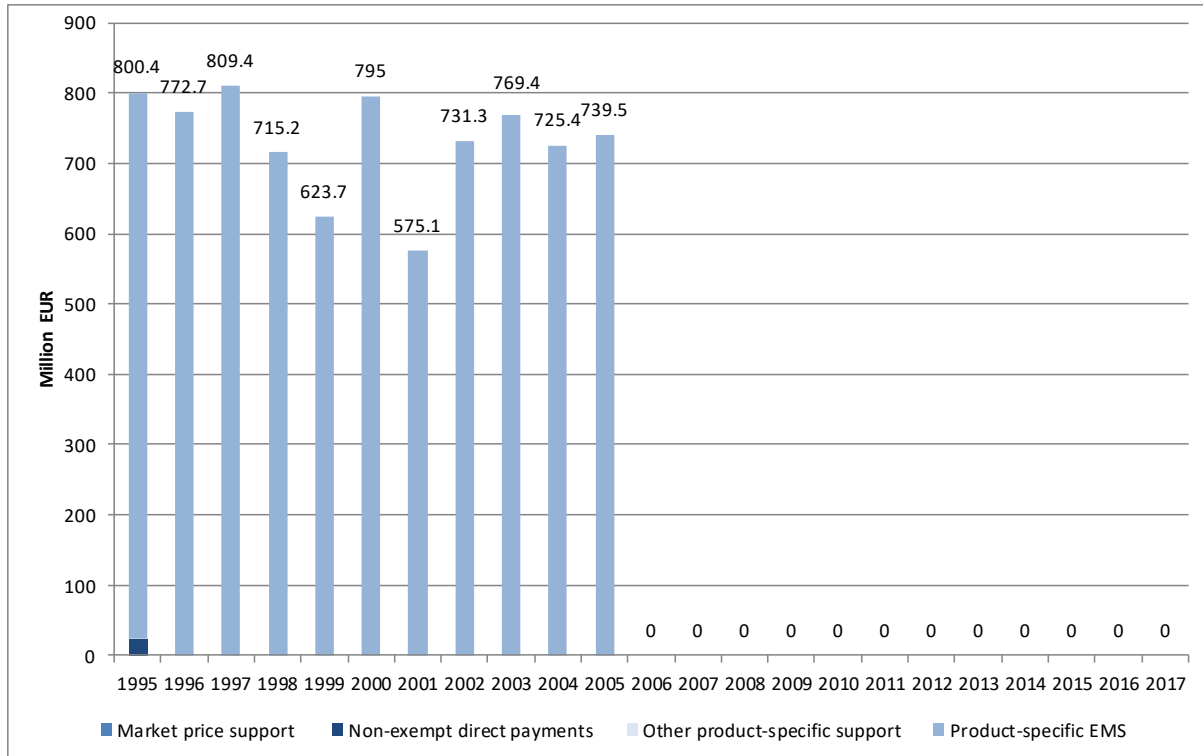
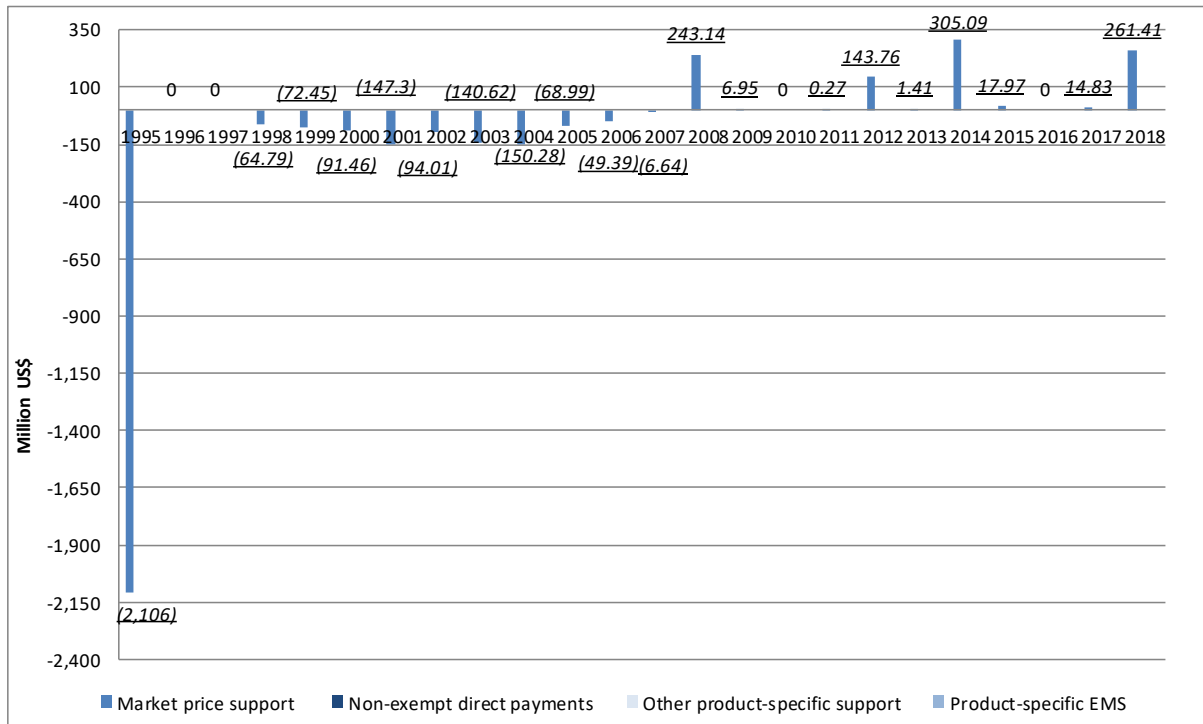
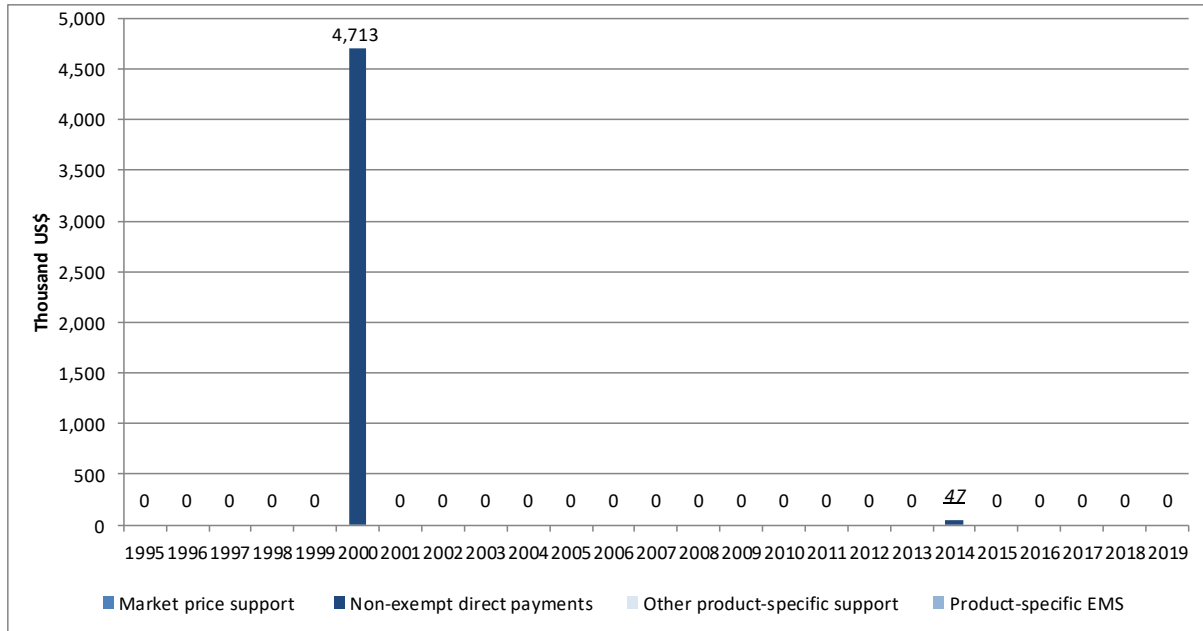
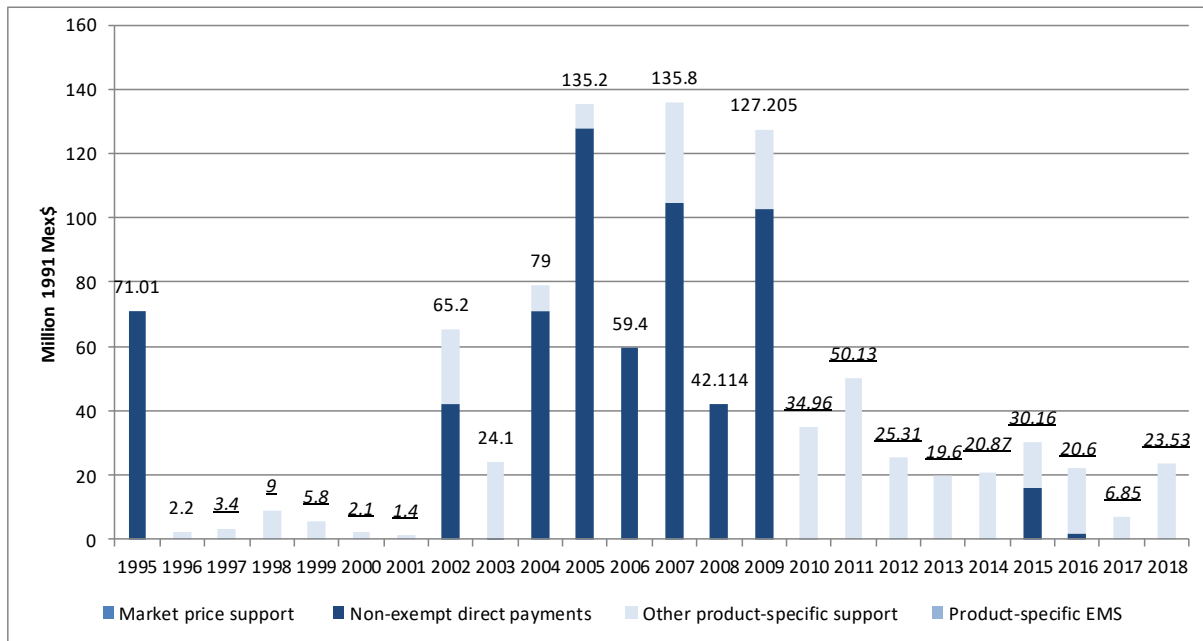


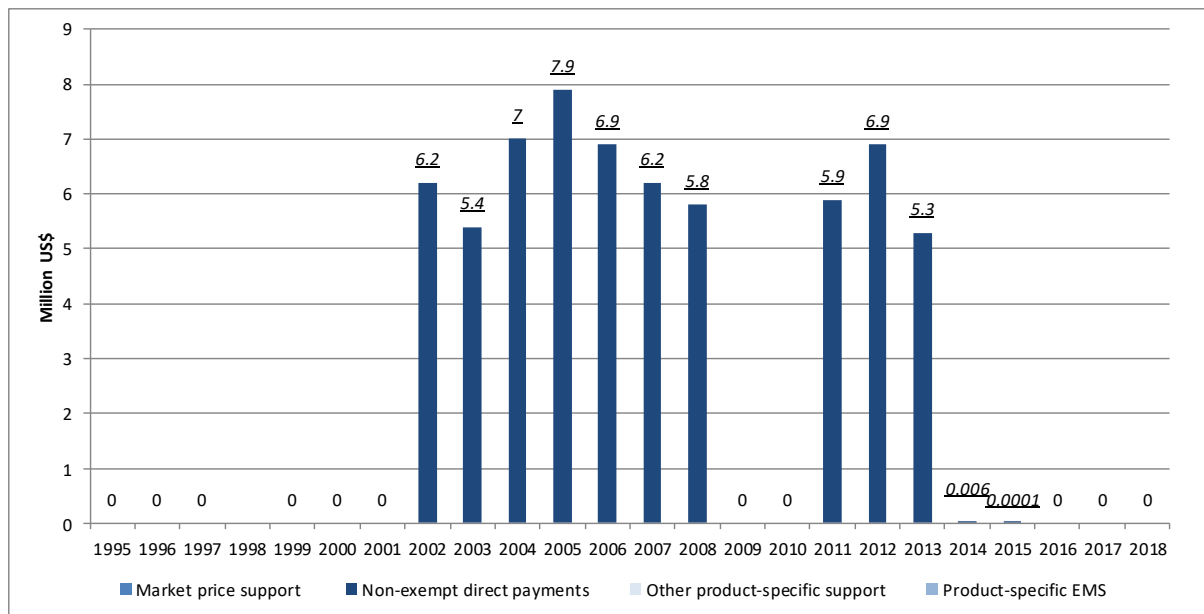
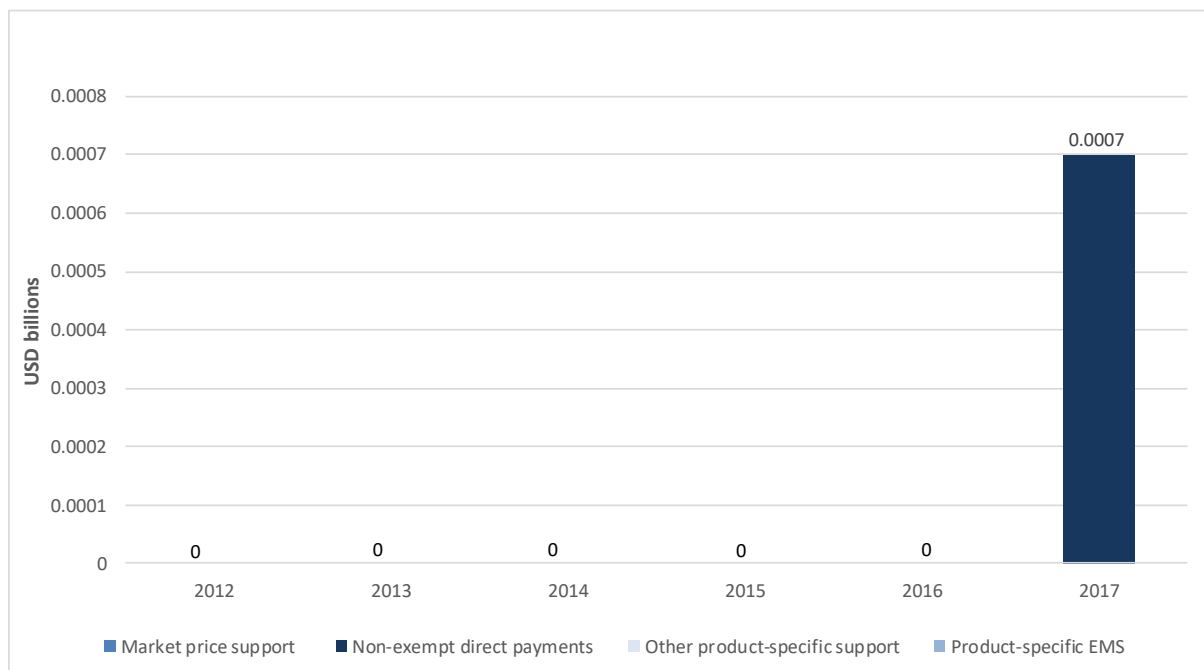
Chart 2.4: Colombia

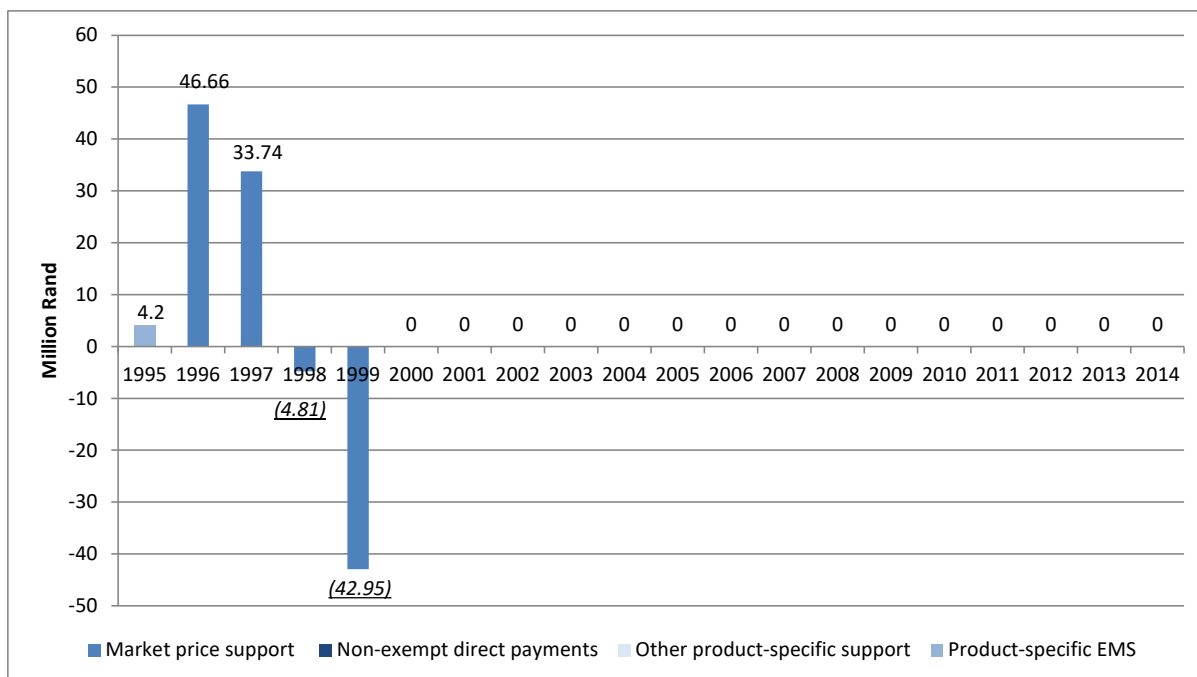
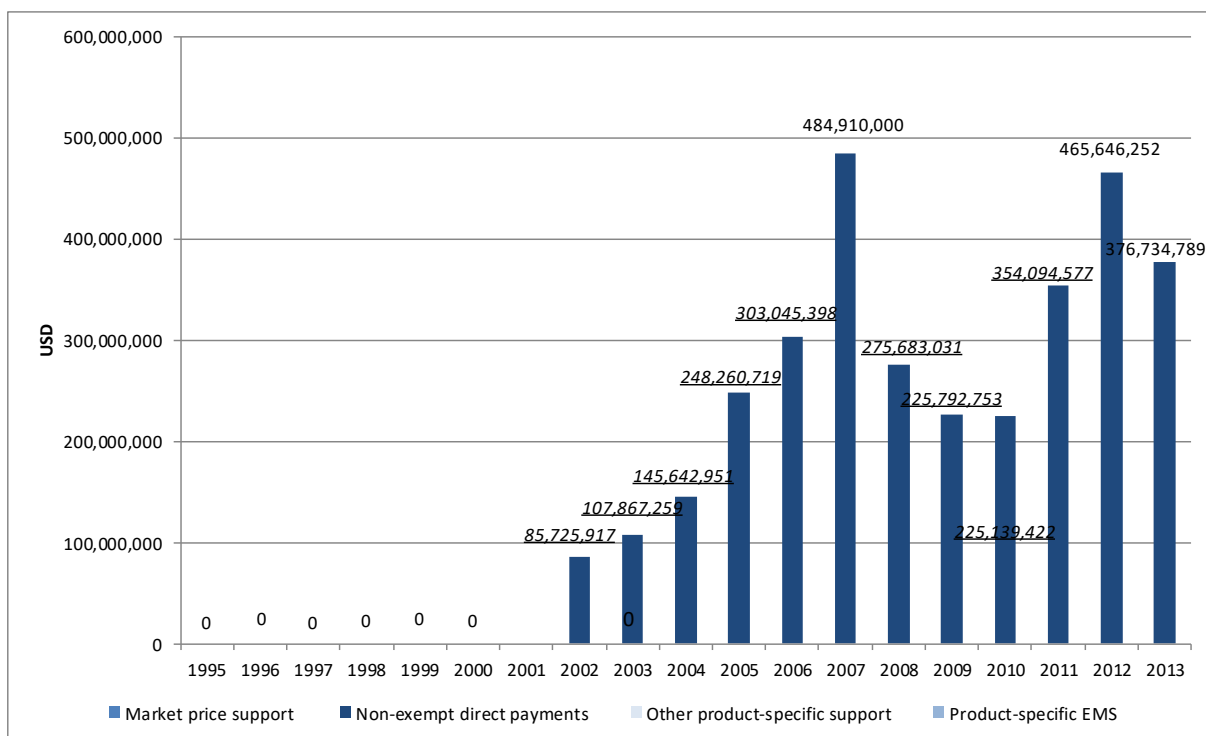


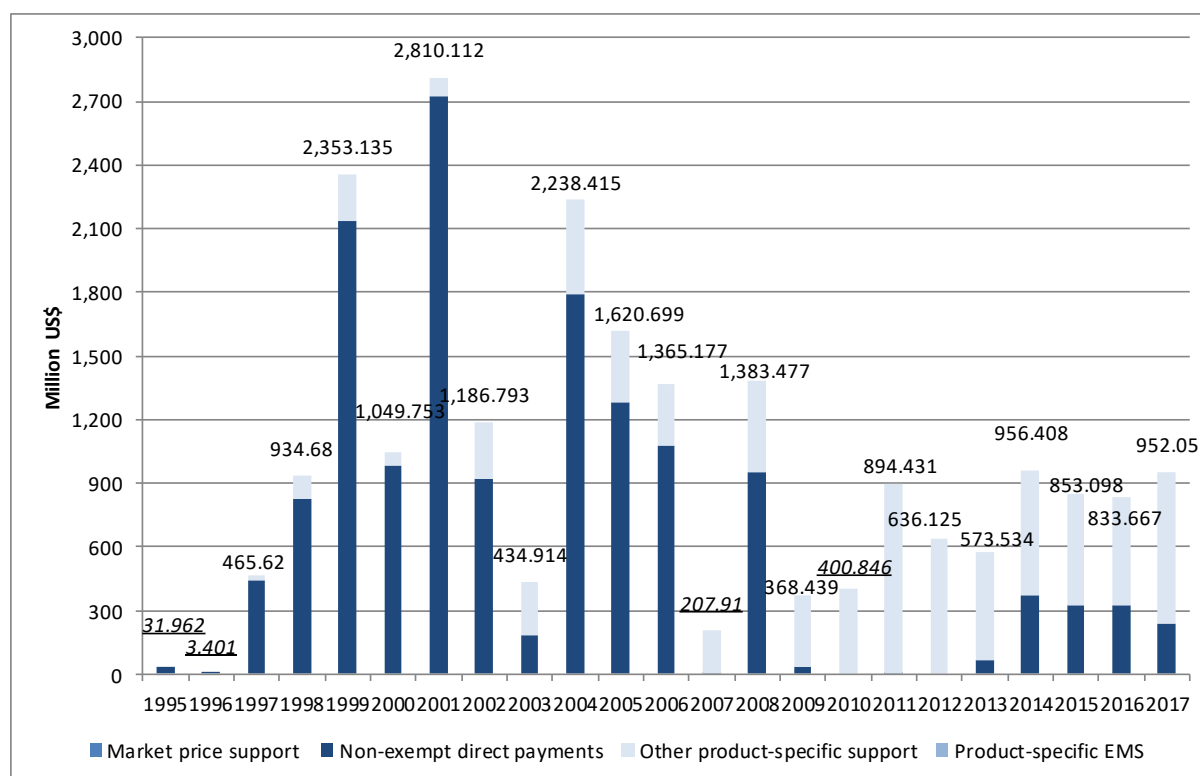
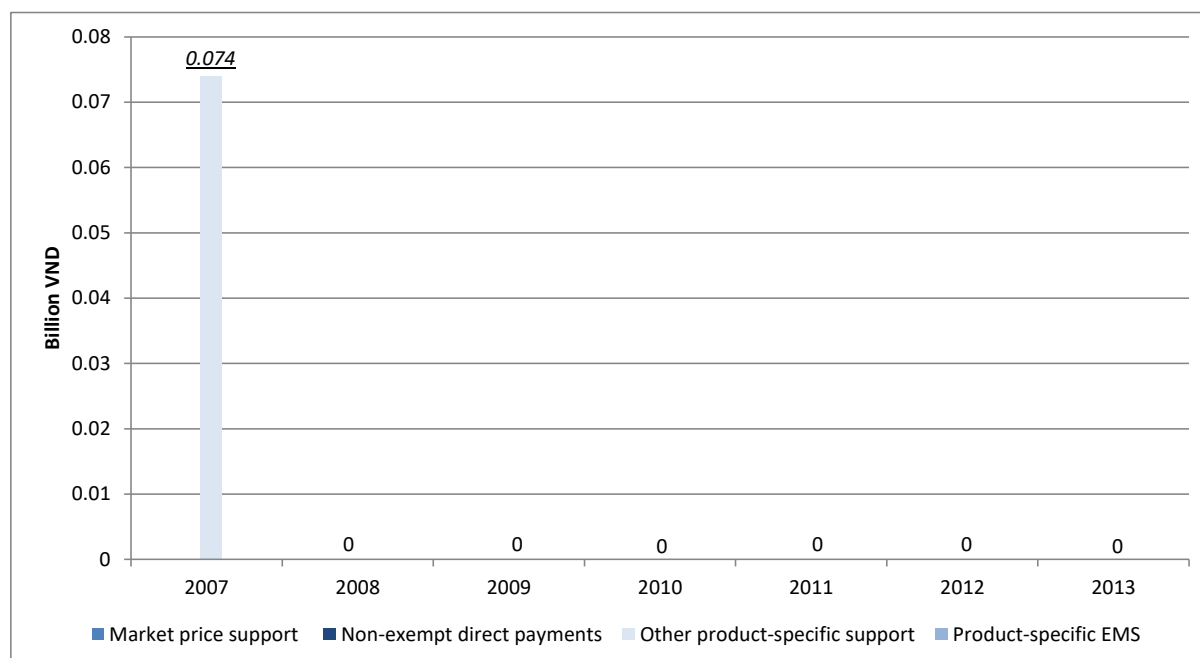
**Chart 2.5: European Union****Chart 2.6: India**

**Chart 2.7: Israel****Chart 2.8: Mexico**



**Chart 2.9: Peru****Chart 2.10: Russian Federation**

**Chart 2.11: South Africa****Chart 2.12: Turkey**

**Chart 2.13: United States****Chart 2.14: Viet Nam**

### Overview of cotton product-specific support, current total AMS and value of production for cotton

2.5. Further to Members' requests at the third dedicated discussion, the following table shows, for each Member listed in Section 2.1 and for the most recent year of notification, the level of product-specific AMS for cotton, together with the current Total AMS and the value of production for cotton (if available). For ease of comparison, product-specific AMS for cotton are further expressed in US dollars. The following column headings are used:

<b>Member</b>	Name of Member having notified product-specific support for cotton, as shown in Section 2.1.1;
<b>Latest year notified</b>	The most recent year for which a domestic support notification is available for the Member concerned;
<b>Notified Currency</b>	The currency used in the Member's notification;
<b>Cotton-specific AMS</b>	Product-specific support notified for cotton. Italic and underlined figures represent support notified as <i>de minimis</i> ;
<b>Current Total AMS</b>	Sum of all product-specific and non-product-specific AMS as notified in Table DS:1 or Supporting Table DS:4. " <i>De minimis</i> " represents cases where all product-specific and non-product specific support are notified as <i>de minimis</i> . "0" indicates that the Member has not notified any product-specific or non-product specific support;
<b>VoP-cotton</b>	Value of production data notified for cotton, if available;
<b>Cotton-specific AMS in USD</b>	Product-specific support notified for cotton expressed in US dollars. Where data were provided in a currency other than USD, the conversion to USD was made using the exchange rates from the IMF's "International Financial Statistics". The IMF exchange rates are year averages for the relevant year of notification of each Member. Italic and underlined figures represent support notified as <i>de minimis</i> .

Member	Latest year notified	Notified currency	Cotton-specific AMS	Current Total AMS	VoP-cotton	Cotton-specific AMS (Million USD)
Argentina	2017	1992 pesos	<i>de minimis</i> <u>9,590,300</u>	72,483,719	285,105,160	<i>de minimis</i> <u>0.14</u>
Brazil	2018	Thousand USD	0	0		0
China	2016	Million RMB	16,844	81,357	79,010	2,610.38
Colombia	2016	Thousand USD	<i>de minimis</i> <u>2,924</u>	0	82,596	2.92
European Union	2017	Million EUR	0	6,932.8		0
India	2018	Million USD	<i>de minimis</i> <u>261.41</u>	5,004.97		0
Israel	2019	Thousand USD	0	644,444	26,746	0
Mexico	2018	Million 1991 MXN	<i>de minimis</i> <u>23.53</u>	120.27	1,525.87	<i>de minimis</i> <u>1.24</u>
Peru	2018	Million USD	0	<i>de minimis</i>		0
Russian Federation	2017	Billion USD	0.0007	0.055	0.0001	0.0007
South Africa	2014	Million rand	0	0		0
Turkey	2013	USD	376,734,789	400,721,589	2,677,144,737	376.73
United States	2017	Million USD	952.05	4,248.74	8134.46	952.05
Viet Nam	2013	Billion VND	0	<i>de minimis</i>		0

### 2.1.2 Direct Payments in Accordance with Article 6.5

2.6. This section details the levels of direct payments for cotton in accordance with Article 6.5 as notified in Supporting Table DS:3. Since 1995, two Members<sup>16</sup> have notified this type of support for cotton: the European Union from implementation year 2006 onwards and the United States for 1995 only.

2.7. The notified currency unit is indicated in brackets in the title for both Members.

2.8. The information presented in each table is also presented as a chart showing the level of the direct payment notified by the Member concerned.

<sup>16</sup> China notified in its Table DS:2 notification (G/AG/N/CHN/48, circulated on 14 December 2018) that a new measure titled "Deepening the Target Price Policy Reform of Cotton" meeting the criteria of paragraph 5(b), Article 6 will be applied during 2017-2019.

## European Union

(Million EUR)

Description of Measure	2006	2007	2008	2009	2010	2011	2012	2013	2014	2015	2016	2017
Payments based on fixed area and yields: Cotton (Title IV, Chapter 10a of R 1782/2003) <sup>1</sup>	254.5	247.5	216.9	221.7	247.3	245.8	242.3	231.8	244	243.9	233.8	243.7

1 As of 2009, the reference for the payment also includes Title IV, Chapter 1 of Regulation 73/2009.

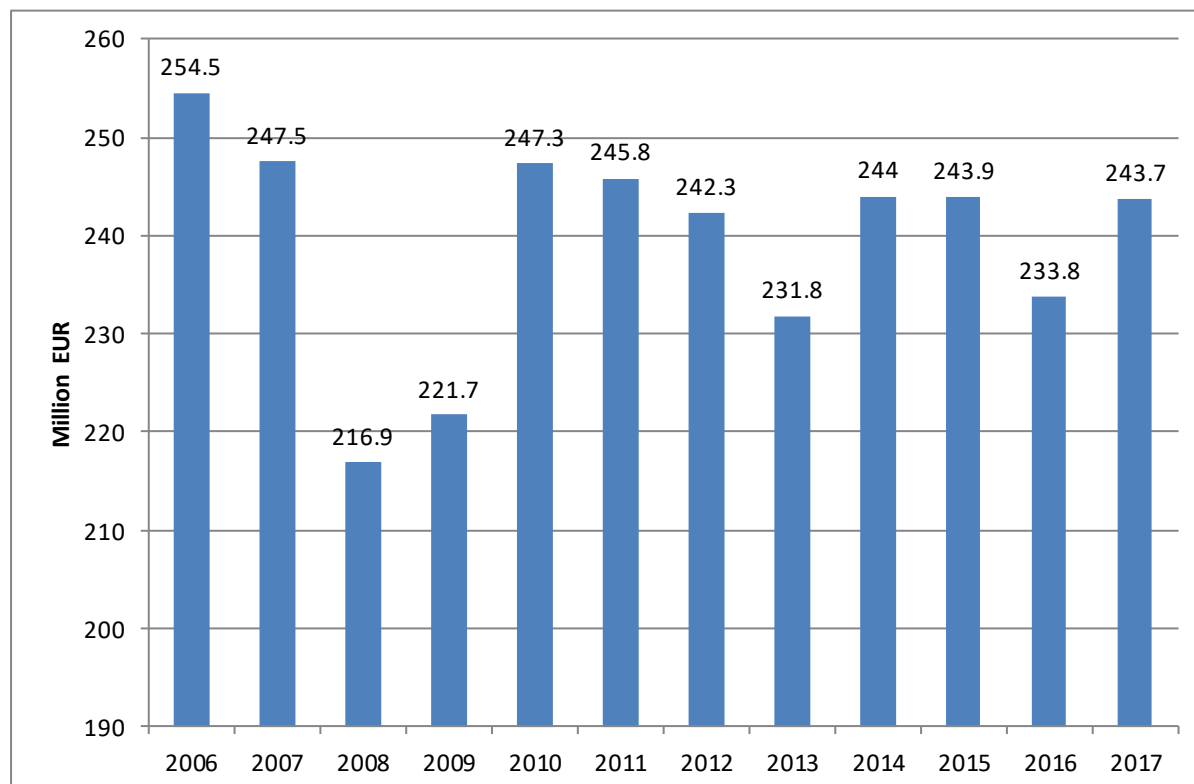
## United States

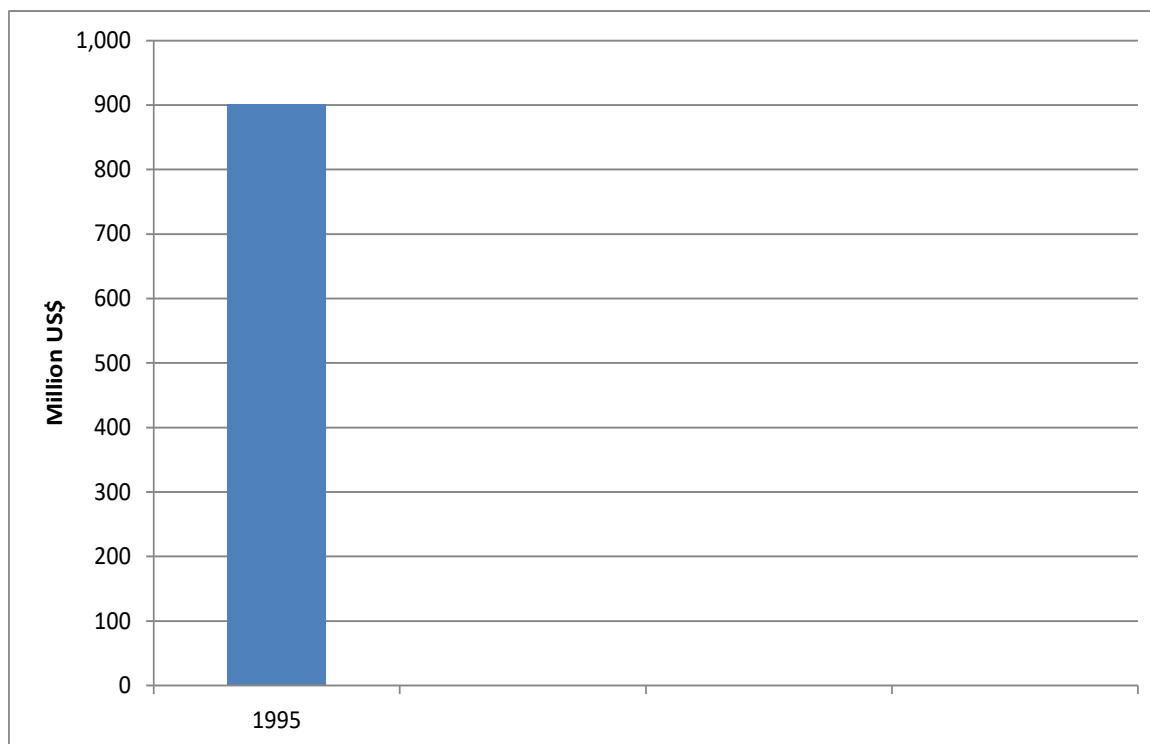
(Million USD)

Description of Measure	1995
Payments based on 85% or less of base level of production: Deficiency payments for marketing year 1995 were only made on 85% of base acreage and program yields have been held constant.	901.022

## Charts on direct payments for cotton in accordance with Article 6.5

Chart 2.15: European Union

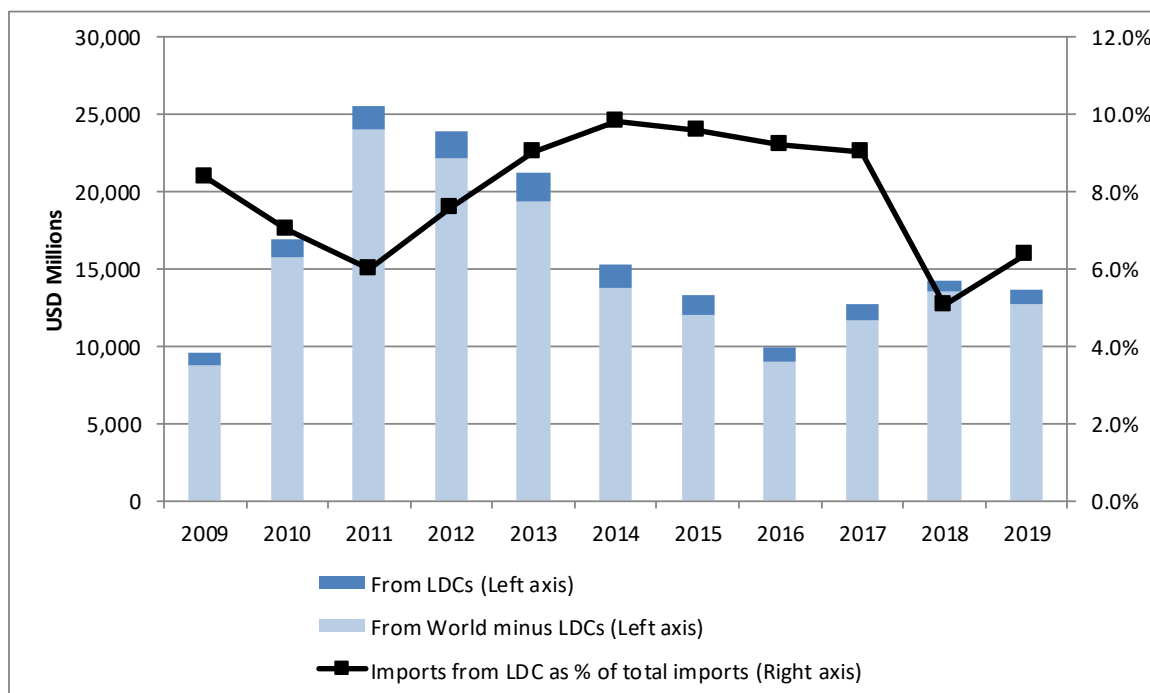


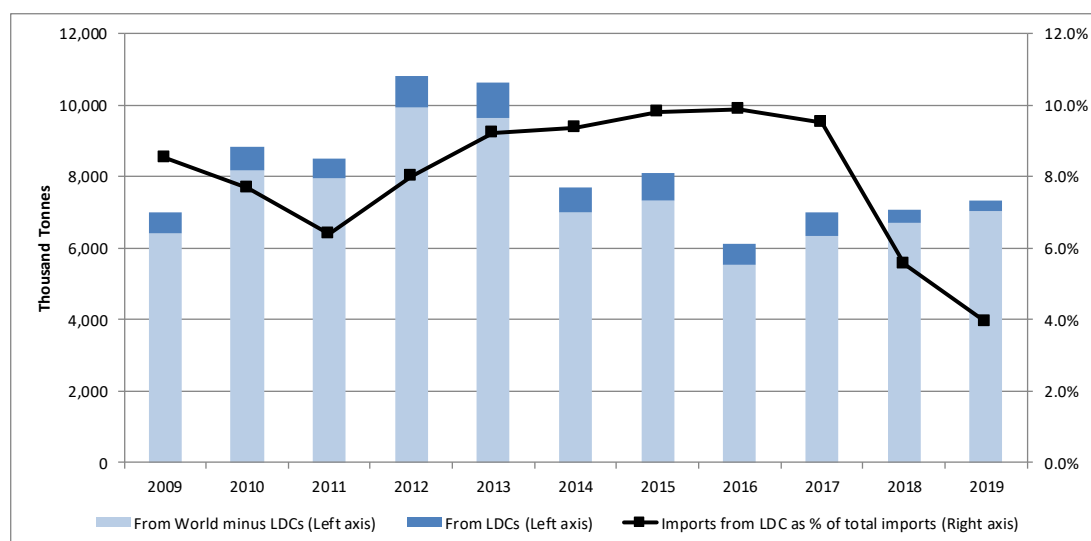
**Chart 2.16: United States**

### 3 MARKET ACCESS

3.1. By way of an introduction to this Part on tariffs and non-tariff measures relevant to market access for cotton, the following overview charts show the evolution of total imports of cotton with a breakdown between imports from LDCs and from the rest of the world, in value and quantity, over the period 2009-2019.

#### Charts on market access (overview)<sup>1</sup>

**Chart 3.1: Total imports of cotton from World and LDCs, 2009-2019, value**

**Chart 3.2: Total imports of cotton from World and LDCs, 2009-2019, quantity**

1 Sum of available reporters – Source UN Comtrade – HS codes 5201, 5202 and 5203.

3.2. The following overview tables show total imports of cotton and imports from LDCs, in value and quantity, for the 32 Members<sup>17</sup> identified in paragraphs 12 and 13 of this paper. The last column shows the percentage of imports originating from LDCs.

**Table 3.1: Imports of cotton<sup>18</sup> from World and LDCs, 2019<sup>19</sup> in value (USD Million)**

	World	LDC	Percentage of imports from LDCs (%)
Australia	0	0	0.6%
Bahrain, Kingdom of <sup>1</sup>	32	7	21.9%
Bangladesh <sup>2</sup>	2,254	167	7.4%
Brazil	11	0	2.5%
Canada	5	0	0.1%
China	3,570	273	7.7%
Colombia	27	0	0.0%
Egypt	237	83	34.9%
European Union <sup>3</sup>	388	29	7.5%
Hong Kong, China	2	0	0.0%
Iceland	0	0	0.9%
India	1,344	172	12.8%
Indonesia	1,119	45	4.0%
Japan	123	0	0.2%
Kenya <sup>1</sup>	5	5	96.7%
Korea, Republic of	271	0	0.0%
Malaysia	303	11	3.7%
Mauritius	52	27	53.0%
Mexico	230	0	0.0%
Morocco	12	1	4.8%
New Zealand	2	0	0.0%
Norway	1	0	1.1%
Pakistan	711	85	11.9%
Peru	96	0	0.0%
Russian Federation	60	0	0.0%
South Africa	27	17	63.1%
Switzerland-Liechtenstein	11	0	0.0%
Chinese Taipei	243	2	0.7%
Thailand	377	33	8.8%

<sup>17</sup> The United Kingdom withdrew from the European Union as of 1 February 2020. The European Union and the United Kingdom have communicated that, during the transition period, which ends on 31 December 2020, Union law, with a few limited exceptions, continues to be applicable to and in the United Kingdom.

<sup>18</sup> HS codes 5201, 5202, 5203.

<sup>19</sup> For those Members whose import statistics are not available for 2019, imports in previous years are listed.

	World	LDC	Percentage of imports from LDCs (%)
Turkey	1,597	54	3.4%
United States	18	0	0.3%
Viet Nam	2,453	28	1.1%

1 Imports of 2018.

2 Imports of 2015.

3 Sum of EU member States (as reported to Comtrade), extra-trade, including the United Kingdom.

Source: UN Comtrade database.

**Table 3.2: Imports of cotton<sup>20</sup> from World and LDCs, 2019<sup>21</sup> in quantity (metric tonnes)**

	World	LDC	Percentage of imports from LDCs (%)
Australia	68	0	0.0%
Bahrain, Kingdom of <sup>1</sup>	16,094	3,363	20.9%
Bangladesh <sup>2</sup>	1,329,924	100,680	7.6%
Brazil	2,122	652	30.7%
Canada	7,336	0	0.0%
China	1,848,852	152,418	8.2%
Colombia <sup>3</sup>	34,597	1,552	4.5%
Egypt	39,906	18,933	47.4%
European Union <sup>4</sup>	232,607	17,686	7.6%
Hong Kong, China <sup>5</sup>	18,694	1,372	7.3%
Iceland	2	0	0.0%
India	735,966	131,270	17.8%
Indonesia	608,669	24,275	4.0%
Japan	65,835	127	0.2%
Kenya <sup>1</sup>	3,347	3,118	93.2%
Korea, Republic of	1,262	0	0.0%
Malaysia	219,702	30,199	13.7%
Mauritius	28,469	15,204	53.4%
Mexico	124,954	0	0.0%
Morocco	6,142	309	5.0%
New Zealand	138	0	0.0%
Norway	31	1	3.7%
Pakistan	406,073	63,845	15.7%
Peru	47,844	0	0.0%
Russian Federation	29,147	124	0.4%
South Africa	15,622	9,375	60.0%
Switzerland-Liechtenstein	5,642	1	0.0%
Chinese Taipei	166,356	1,048	0.6%
Thailand	211,131	18,372	8.7%
Turkey	961,443	30,799	3.2%
United States	12,451	16	0.1%
Viet Nam	1,386,600	17,042	1.2%

1 Imports of 2018.

2 Imports of 2015.

3 Imports of 2016.

4 Sum of EU member States (as reported to Comtrade), extra-trade, including the United Kingdom.

5 Imports of 2017.

Source: UN Comtrade database.

3.3. The following overview table<sup>22</sup> show, for major cotton exporters, data on shares of export volumes in world exports. The statistics cover the period 2008 to 2018 and shows the world market shares of the leading exporters for cotton.<sup>23</sup> Exporters are ranked in descending order based on their exports in the most recent year for which data are available (i.e. 2018).

<sup>20</sup> HS codes 5201, 5202, 5203.

<sup>21</sup> For those Members whose import statistics are not available for 2019, imports in previous years are listed.

<sup>22</sup> Reproduced from the most recent revision of the Secretariat note on "Members' Participation in the Normal Growth of World Trade in Agricultural Products – Article 18.5 of the Agreement on Agriculture", G/AG/W/32/Rev.18, dated 16 October 2019.

<sup>23</sup> The statistics of the Uruguay Round base period for export subsidy reduction commitments, i.e. 1986-90, are included in the previous revisions of the G/AG/W/32 series.



**Table 3.3: Cotton, share of world exports (%)**

	2008	2009	2010	2011	2012	2013	2014	2015	2016	2017	2018
<b>World (thousand tonnes)</b>	<b>8,004</b>	<b>6,754</b>	<b>9,301</b>	<b>8,646</b>	<b>10,633</b>	<b>10,379</b>	<b>8,359</b>	<b>7,804</b>	<b>7,454</b>	<b>8,376</b>	<b>7,668</b>
<b>World (%)</b>	<b>100</b>	<b>100</b>	<b>100</b>	<b>100</b>	<b>100</b>	<b>100</b>	<b>100</b>	<b>100</b>	<b>100</b>	<b>100</b>	<b>100</b>
United States	38.3	38.5	32.4	32.5	26.3	27.3	26.5	31.3	33.6	39.2	47.1
India	17.1	11.1	23.8	22.2	18.6	23.7	18.9	16.6	12.6	12.4	15.9
Brazil	6.9	7.8	5.5	8.8	9.9	5.5	9.0	10.7	10.8	10.0	12.0
Australia	2.8	4.7	5.1	9.9	11.5	11.3	10.8	5.8	9.6	10.4	6.7
European Union	2.9	4.6	2.8	2.1	3.4	2.9	3.5	3.3	3.9	3.3	3.2
Burkina Faso	1.2	2.9	1.8	1.9	1.7	2.6	3.7	3.3	4.4	2.9	-
Benin	1.0	1.1	0.7	0.6	0.8	1.5	2.2	3.0	1.7	2.8	-
Côte d'Ivoire	0.7	0.7	0.9	0.8	1.1	1.4	2.2	2.3	1.9	1.7	2.2
Turkey	1.4	1.3	0.9	1.2	1.1	1.1	1.4	1.4	1.9	1.4	2.0
Cameroon	0.5	0.7	0.7	0.6	0.8	0.9	1.1	1.3	1.4	1.2	-
Mali	1.8	0.8	1.3	1.4	1.5	1.7	1.8	2.3	2.7	1.1	-
Argentina	0.0	0.3	0.5	1.1	0.8	0.3	1.1	0.7	0.8	0.4	1.4
Mexico	0.8	0.7	0.5	0.8	0.9	0.7	0.5	0.5	0.7	0.5	1.1
Egypt	1.2	0.0	0.8	0.7	0.7	0.4	0.3	0.6	0.8	0.6	0.9
Turkmenistan	1.2	1.1	1.5	0.7	1.1	1.9	2.7	2.8	2.1	1.5	0.8
Pakistan	1.9	2.9	3.6	2.8	2.8	2.0	2.0	1.4	0.9	1.0	0.7
Azerbaijan	0.2	0.3	0.0	0.0	0.1	0.0	0.0	0.1	0.1	0.3	0.7
Malaysia	0.3	0.4	0.3	1.3	2.3	1.0	0.3	0.2	0.5	0.4	0.7
Kazakhstan	1.2	1.0	0.7	0.3	0.5	0.8	0.6	0.5	0.7	0.7	0.6
China	0.3	0.1	0.1	0.3	0.2	0.1	0.2	0.4	0.1	0.2	0.6
Zimbabwe	0.9	1.3	0.9	1.0	1.3	0.6	0.5	0.4	0.2	0.2	0.6
Zambia	0.3	0.6	0.4	0.5	0.8	0.5	0.5	0.5	0.6	0.3	0.4
Uganda	0.1	0.3	0.1	0.3	0.4	0.2	0.2	0.2	0.3	0.4	0.4
Indonesia	0.3	0.4	0.3	0.2	0.2	0.3	0.4	0.4	0.5	0.4	0.3
Kyrgyz Republic	0.3	0.3	0.2	0.2	0.3	0.1	0.2	0.2	0.2	0.2	0.3

**Notes:**

- The data are sourced from UN Comtrade (reported data, complemented by mirror data), Trade Data Monitor (TDM) and, in some cases, WTO estimates. Other sources may produce different results in terms of absolute volumes and values as well as year-to-year changes of shares in world export volumes/values. This may be due to a variety of reasons, including differences with respect to product definition, reporting period (e.g. calendar year versus marketing year), conversion factors or the revision of data.
- The trade data of the European Union (EU) as well as the aggregate exports (referred to as "world totals" in the tables) exclude intra-EU trade. The data for the EU refers to the EU-27 (2008-2013) and EU-28 (2014-2018). The country-specific and commodity-specific explanatory notes which are contained in the source data are not reproduced in this note.

3.4. As explained at the beginning of this background paper, this Part on Market Access provides information on the cotton tariff levels and the use of various non-tariff measures for the 32 Members identified as per paragraphs 12 and 13. Part Three is divided into four sections:

- Section 3.1 lists bound and applied tariffs for cotton based on: (i) Members' schedules as reflected in the CTS database, and (ii) data on applied tariffs contained in the IDB database;
- Section 3.2 provides information on the special safeguard provisions for cotton based on Members' schedules and Table MA:3, MA:4 and MA:5 notifications;
- Section 3.3 provides information on cotton tariff rate quotas based on Members' schedules and Table MA:1 and MA:2 notifications; and
- Section 3.4 lists various other non-tariff measures, based on data contained in the WTO I-TIP Goods database and notifications under the Agreement on Import Licensing procedures.

3.5. Market access data for the relevant cotton-related products (other than cotton) included in the list annexed to the Nairobi Ministerial Decision on Cotton<sup>24</sup> are available in the Addendum to this document (TN/AG/GEN/34/Rev.13/Add.2), using the same methodology and presentation as in this Part.

### 3.1 TARIFFS

3.6. This section lists bound and applied duties for cotton for the 32 Members<sup>25</sup> identified in paragraphs 12 and 13 of this paper.

3.7. The following first table shows the average and maximum bound and applied duties for the cotton product group<sup>26</sup>, as they appear in the World Tariff Profile 2019.<sup>27</sup> The methodology used to calculate these average and maximum duties, in particular the averaging and the *ad valorem* equivalent calculation, can be found in the World Tariff Profile 2019.

**Table 3.4: Bound and Applied Tariff from World Tariff Profile 2019 for Cotton Product Group**

Member	Average Duty (%)		Maximum Duty (%)	
	Bound	Applied (2018)	Bound	Applied (2018)
Australia	1.2	0	2	0
Bahrain, Kingdom of	35	5	35	5
Bangladesh	200	3.5	200	5
Brazil	55	6.4	55	8
Canada	0.8	0	8	0
China	22	18	40	40
Colombia	75.8	5	99	5
Egypt	5	4	5	5
European Union	0	0	0	0
Hong Kong, China	0	0	0	0
Iceland	2.2	0	11	0
India	110	26	150	30
Indonesia	37.4	4	40	5
Japan	0	0	0	0
Kenya	100	0	100	0
Korea, Republic of	2	0	2	0
Malaysia*	4	0	5	0
Mauritius	122	0	122	0
Mexico	39.4	0	45	0
Morocco*	22	2.5	34	2.5
New Zealand	0	0	0	0
Norway	0	0	0	0
Pakistan	13	7.8	25	11
Peru	30	2.4	30	6

<sup>24</sup> Paragraph 4 of WT/MIN/(15)/46 – WT/L/981.

<sup>25</sup> The United Kingdom withdrew from the European Union as of 1 February 2020. The European Union and the United Kingdom have communicated that during the transition period, which ends on 31 December 2020, EU law, with a few limited exceptions, continues to be applicable to and in the United Kingdom. During that transition period, the EU most-favoured nation (MFN) applied and preferential tariffs continue to be applicable in the United Kingdom. See WT/LET/1462 and WT/GC/206.

<sup>26</sup> Corresponding to the Harmonized System nomenclature 2012 (HS 2012) headings 52.01 to 52.03.

<sup>27</sup> [https://www.wto.org/english/res\\_e/booksp\\_e/tariff\\_profiles19\\_e.pdf](https://www.wto.org/english/res_e/booksp_e/tariff_profiles19_e.pdf).

Member	Average Duty (%)		Maximum Duty (%)	
	Bound	Applied (2018)	Bound	Applied (2018)
Russian Federation	0	0	0	0
South Africa	60	4.6	60	15
Switzerland	0	0	0	0
Chinese Taipei	0	0	0	0
Thailand*	4.5	0	4.5	0
Turkey	10.9	0	12.6	0
United States	5	5	18.8	18.8
Viet Nam	14	6	20	10

\* Applied tariff data are from 2017.

### Bound and Applied Cotton Tariffs (most recent year available)

3.8. The series of tables below show, for each Member, scheduled bound cotton tariffs as reflected in the CTS database and the applied cotton tariffs as reported in the IDB database. The following column headings are used:

**BOUND DUTIES:** Bound duties presented according to the following column subheadings:

**Tariff line (HS year)** The tariff item number(s) as specified in the Member's schedule reproduced in the CTS file, using the HS nomenclature indicated in brackets;

**Designation:** The product description for the corresponding tariff heading, subheading or line, as specified in the Member's schedule reproduced in the CTS file (in original language only);

**Bound Duty:** The level of duty for the corresponding tariff line, as specified in the Member's schedule reproduced in the CTS file; and

**Other Duty and Charges:** The level of other duties and charges (and related information) for the corresponding tariff line, as and when specified in the Member's schedule reproduced in the CTS file.

**APPLIED DUTIES:** Applied duties (for the most recent year available as indicated in brackets), presented according to the following column subheadings:

**Tariff line (HS year)** The tariff item number(s) as specified in the Member's IDB file, using the HS nomenclature indicated in brackets;

**MFN** The level of applied MFN duty for the corresponding tariff line, as specified in the Member's IDB file; and

**LDC Preferential** The level of duty for the corresponding tariff line, as specified in the Member's IDB file, applied in the context of a preferential regime for LDC imports. The absence of data in the column reflects either the absence of such a regime for that Member or the absence of information on such a regime within the IDB.

### Australia

Bound Duties				Applied Duties (Year 2020)		
Tariff Line (HS 2007)	Designation	Bound Duty	Other Duties & Charges	Tariff Line (HS 2017)	MFN	LDC Preferential
520100	Cotton, not carded or combed	0%		52010000	0%	0%
5202	Cotton waste (including yarn waste and garnetted stock):					
520210	- Yarn waste (including thread waste)	2%		52021000	0%	0%
52029	- Other:					
520291	-- Garnetted stock	2%		52029100	0%	0%
520299	-- Other	2%		52029900	0%	0%
520300	Cotton, carded or combed	0%		52030000	0%	0%

**Bahrain, Kingdom of**

Bound Duties				Applied Duties (Year 2018)		
Tariff Line (HS 2012)	Designation	Bound Duty	Other Duties & Charges	Tariff Line (HS 2017)	MFN	LDC Preferential
52010000	Cotton, not carded or combed	35%		52010000	5%	
5202	Cotton waste (including yarn waste and garnetted stock)					
52021000	- Yarn waste (including thread waste)	35%		52021000	5%	
52029	- Other:					
52029100	-- Garnetted stock	35%		52029100	5%	
52029900	-- Other	35%		52029900	5%	
52030000	Cotton, carded or combed	35%		52030000	5%	

**Bangladesh**

Bound Duties				Applied Duties (Year 2018)		
Tariff Line (HS 2007)	Designation	Bound Duty	Other Duties & Charges	Tariff Line (HS 2017)	MFN	LDC Preferential
520100	Cotton, not carded or combed	200%	2.5%	52010000	0%	
5202	Cotton waste (including yarn waste and garnetted stock)					
520210	- Yarn waste (including thread waste)	200%	2.5%	52021000	5%	
52029	- Other:					
520291	-- Garnetted stock	200%	2.5%	52029100	5%	
520299	-- Other	200%	2.5%			
				52029910 <sup>1</sup>	0%	
				52029990 <sup>2</sup>	5%	
520300	Cotton, carded or combed	200%	2.5%	52030000	5%	

1 Cotton waste.

2 Cotton waste, n.e.s.

**Brazil**

Bound Duties				Applied Duties (Year 2020)		
Tariff Line (HS 2002)	Designation	Bound Duty	Other Duties & Charges	Tariff Line (HS 2017)	MFN	LDC Preferential
520100	Algodón sin cardar ni peinar					
52010010	Sin desmotar	55%		52010010	6%	
52010020	Simplemente desmotado	55%		52010020	6%	
52010090	Los demás	55%		52010090	6%	
5202	Desperdicios de algodón (incluidos los desperdicios de hilados y las hilachas)					
52021000	Desperdicios de hilados	55%		52021000	6%	
52029	- Los demás:					
52029100	Hilachas	55%		52029100	6%	
52029900	Los demás	55%		52029900	6%	
52030000	Algodón cardado o peinado	55%		52030000	8%	

**Canada**

Bound Duties				Applied Duties (Year 2020)		
Tariff Line (HS 2007)	Designation	Bound Duty	Other Duties & Charges	Tariff Line (HS 2017)	MFN	LDC Preferential
52010000	Cotton, not carded or combed	0%		52010000	0%	0%
5202	Cotton waste (including yarn waste and garnetted stock)					
52021000	- Yarn waste (including thread waste)	0%		52021000	0%	0%
52029	- Other:					
52029100	-- Garnetted stock	0%		52029100	0%	0%
52029900	-- Other	0%		52029900	0%	0%
520300	Cotton, carded or combed			52030000	0%	0%
52030010	--- Slivers	0%				
52030090	--- Other	8%				

**China**

Bound Duties				Applied Duties (Year 2020)		
Tariff Line (HS 1996)	Designation	Bound Duty	Other Duties & Charges	Tariff Line (HS 2017)	MFN	LDC Preferential
5201	Cotton, not carded or combed					
52010000	- Cotton, not carded or combed	40%		52010000	40%	40%
5202	Cotton waste (including yarn waste and garnetted stock)					
52021000	-Yarn waste (including thread waste)	10%		52021000	10%	0%
52029	- Other:					
52029100	-- Garnetted stock	10%		52029100	10%	0%
52029900	-- Other	10%		52029900	10%	10%
5203	Cotton, carded or combed					
52030000	- Cotton, carded or combed	40%		52030000	40%	40%

**Colombia**

Bound Duties				Applied Duties (Year 2020)		
Tariff Line (HS 2007)	Designation	Bound Duty	Other Duties & Charges	Tariff Line (HS 2017)	MFN	LDC Preferential
5201000000	Algodón sin cardar ni peinar	99%				
				5201001000 <sup>1</sup>	5%	
				5201002000 <sup>2</sup>	5%	
				5201003000 <sup>3</sup>	5%	
				5201009000 <sup>4</sup>	5%	
5202	Desperdicios de algodón (incluidos los desperdicios de hilados y las hilachas)					
5202100000	- Desperdicios de hilados	70%		5202100000	5%	
52029	- Los demás:					
5202910000	-- Hilachas	70%		5202910000	5%	
5202990000	-- Los demás	70%		5202990000	5%	
5203000000	Algodón cardado o peinado	70%		5203000000	5%	

- 1 De longitud de fibra superior a 34.92 mm (1 3/8 pulgada).
- 2 De longitud de fibra superior a 28.57 mm (1 1/8 pulgada) pero inferior o igual a 34.92 mm (1 3/8 pulgada).
- 3 De longitud de fibra superior a 22.22 mm (7/8 pulgada) pero inferior o igual a 28.57 mm (1 1/8 pulgada).
- 4 De longitud de fibra inferior o igual a 22.22 mm (7/8 pulgada).

**Egypt**

Bound Duties				Applied Duties (Year 2019)		
Tariff Line (HS 2012)	Designation	Bound Duty	Other Duties & Charges	Tariff Line (HS 2017)	MFN	LDC Preferential
52010000	Cotton, not carded or combed	5%		5201000010 <sup>1</sup>	0%	
				5201000030 <sup>2</sup>	0%	
				5201000033 <sup>3</sup>	0%	
				5201000034 <sup>4</sup>	0%	
				5201000035 <sup>5</sup>	0%	
				5201000036 <sup>6</sup>	0%	
				5201000037 <sup>7</sup>	0%	
				5201000038 <sup>8</sup>	0%	
				5201000039 <sup>9</sup>	0%	
				5201000041 <sup>10</sup>	0%	
				5201000042 <sup>11</sup>	0%	
				5201000043 <sup>12</sup>	0%	
				5201000044 <sup>13</sup>	0%	
				5201000045 <sup>14</sup>	0%	
				5201000046 <sup>15</sup>	0%	
				5201000047 <sup>16</sup>	0%	
				5201000048 <sup>17</sup>	0%	
				5201000050 <sup>18</sup>	0%	
				5201000090 <sup>19</sup>	0%	
5202	Cotton waste (including yarn waste and garnetted stock)					

Bound Duties				Applied Duties (Year 2019)		
Tariff Line (HS 2012)	Designation	Bound Duty	Other Duties & Charges	Tariff Line (HS 2017)	MFN	LDC Preferential
52021000	- Yarn waste (including thread waste)	5%		5202100000	5%	
52029	- Other:					
52029100	-- Garnetted stock	5%		5202910000	5%	
52029900	-- Other	5%		5202990000	5%	
52030000	Cotton, carded or combed	5%		5203000000	5%	

- 1 Raw cotton not mixed Giza 45 not carded or combed, not ginned.
- 2 Raw cotton not mixed Giza 31 not carded or combed, not ginned.
- 3 Raw cotton not mixed Giza 66 not carded or combed, not ginned.
- 4 Raw cotton not mixed Giza 67 not carded or combed, not ginned.
- 5 Raw cotton not mixed Giza 68 not carded or combed, not ginned.
- 6 Raw cotton not mixed Giza 69 not carded or combed, not ginned.
- 7 Raw cotton not mixed Giza 83 not carded or combed, not ginned.
- 8 Raw cotton not mixed Giza 84 not carded or combed, not ginned.
- 9 Raw cotton not mixed Giza 85 not carded or combed, not ginned.
- 10 Raw cotton not mixed Giza 76 not carded or combed, not ginned.
- 11 Raw cotton not mixed Giza 77 not carded or combed, not ginned.
- 12 Raw cotton not mixed Giza 80 not carded or combed, not ginned.
- 13 Raw cotton not mixed Giza 81 not carded or combed, not ginned.
- 14 Raw cotton not mixed Giza 82 not carded or combed, not ginned.
- 15 Raw cotton not mixed Giza 70 not carded or combed, not ginned.
- 16 Raw cotton not mixed Giza 72 not carded or combed, not ginned.
- 17 Raw cotton not mixed Giza 75 not carded or combed, not ginned.
- 18 Other cotton not carded or combed, not ginned.
- 19 Other cotton not carded or combed, ginned.

### European Union

Bound Duties				Applied Duties (Year 2020)		
Tariff Line (HS 2002)	Designation	Bound Duty	Other Duties & Charges	Tariff Line (HS 2017)	MFN	LDC Preferential
5201	Cotton, not carded or combed:					
52010010	- Rendered absorbent or bleached	0%		52010010	0%	0%
52010090	- Other	0%		52010090	0%	0%
5202	Cotton waste (including yarn waste and garnetted stock):					
52021000	- Yarn waste (including thread waste)	0%		52021000	0%	0%
52029	- Other:					
52029100	-- Garnetted stock	0%		52029100	0%	0%
52029900	-- Other	0%		52029900	0%	0%
52030000	Cotton, carded or combed	0%		52030000	0%	0%

### Hong Kong, China

Bound Duties				Applied Duties (Year 2020)		
Tariff Line (HS 2007)	Designation	Bound Duty	Other Duties & Charges	Tariff Line (HS 2017)	MFN	LDC Preferential
52010000	Cotton, not carded or combed	0%		52010000	0%	
5202	Cotton waste (including yarn waste and garnetted stock):					
52021000	- Yarn waste (including thread waste)	0%		52021000	0%	
52029	- Other:					
52029100	-- Garnetted stock	0%		52029100	0%	
52029900	-- Other	0%		52029900	0%	
52030000	Cotton, carded or combed	0%		52030000	0%	

### Iceland

Bound Duties				Applied Duties (Year 2018)		
Tariff Line (HS 2002)	Designation	Bound Duty	Other Duties & Charges	Tariff Line (HS 2017)	MFN	LDC Preferential
5201	Cotton, not carded or combed					
52010000	- Cotton, not carded or combed	0%		52010000	0%	0%
5202	Cotton waste (including yarn waste and garnetted stock)					
52021000	- Yarn waste (including thread waste)	11%		52021000	0%	0%
52029	- Other:					

Bound Duties				Applied Duties (Year 2018)		
Tariff Line (HS 2002)	Designation	Bound Duty	Other Duties & Charges	Tariff Line (HS 2017)	MFN	LDC Preferential
52029100	-- Garnetted stock	0%		52029100	0%	0%
52029900	-- Other	0%		52029900	0%	0%
5203	Cotton, carded or combed					
52030000	- Cotton, carded or combed	0%		52030000	0%	0%

## India

Bound Duties				Applied Duties (Year 2019)		
Tariff Line (HS 2007)	Designation	Bound Duty	Other Duties & Charges	Tariff Line (HS 2017)	MFN	LDC Preferential
52010000	Cotton, not carded or combed	100%		52010011 <sup>1</sup>	25%	
				52010012 <sup>2</sup>	25%	
				52010013 <sup>3</sup>	25%	
				52010014 <sup>4</sup>	25%	
				52010015 <sup>5</sup>	25%	
				52010019 <sup>6</sup>	25%	
				52010020 <sup>7</sup>	25%	
5202	Cotton waste (including yarn waste and garnetted stock)					
52021000	- Yarn waste (including thread waste)	100%		52021000	25%	
52029	- Other:					
52029100	-- Garnetted stock	100%		52029100	25%	
52029900	-- Other	100%		52029900	25%	
52030000	Cotton, carded or combed	150%		52030000	30%	

- 1 Bengal deshi.
- 2 Indian cotton of staple lengths 20.5 mm (25/32") and below (e.g. oomras, yellow picking, Assam Comillas).
- 3 Indian cotton of staple length exceeding 20.5mm (26/32") and but not exceeding 24.5mm (30/32").
- 4 Indian cotton of staple length over 24.5 mm (31/32") to 28 mm.
- 5 Indian cotton of staple length 28.5 mm (1 4/32") and above but below 34.5 mm.
- 6 Indian cotton of all staple length 34.5 mm and above (1 12/32").
- 7 Cotton, other than Indian, of all staple lengths.

## Indonesia

Bound Duties				Applied Duties (Year 2018)		
Tariff Line (HS 2002)	Designation	Bound Duty	Other Duties & Charges	Tariff Line (HS 2017)	MFN	LDC Preferential
5201	Cotton, not carded or combed					
520100000	- Cotton, not carded or combed	27%		52010000	0%	
5202	Cotton waste (including yarn waste and garnetted stock)					
520210000	- Yarn waste (including thread waste)	40%		52021000	5%	
52029	- Other:					
520291000	-- Garnetted stock	40%		52029100	5%	
520299000	-- Other:	40%		52029900	5%	
5203	Cotton, carded or combed					
520300000	- Cotton, carded or combed	40%		52030000	5%	

## Japan

Bound Duties				Applied Duties (Year 2020)		
Tariff Line (HS 2002)	Designation	Bound Duty	Other Duties & Charges	Tariff Line (HS 2017)	MFN	LDC Preferential
520100	- Cotton, not carded or combed	0%		520100000	0%	0%
5202	Cotton waste (including yarn waste and garnetted stock)					
520210	- Yarn waste (including thread waste)	0%		520210000	0%	0%
52029	- Other:					
520291	-- Garnetted stock	0%		520291000	0%	0%
520299	-- Other	0%		520299000	0%	0%
520300	- Cotton, carded or combed	0%		520300000	0%	0%

**Kenya**

Bound Duties				Applied Duties (Year 2020)		
Tariff Line (HS 2012)	Designation	Bound Duty	Other Duties & Charges	Tariff Line (HS 2017)	MFN	LDC Preferential
52010000	Cotton, not carded or combed.	100%		52010000	0%	
5202	Cotton waste (including yarn waste and garnetted stock)					
52021000	- Yarn waste (including thread waste)	100%		52021000	0%	
52029	- Other:					
52029100	-- Garnetted stock	100%		52029100	0%	
52029900	-- Other	100%		52029900	0%	
52030000	Cotton, carded or combed	100%		52030000	0%	

**Korea, Republic of**

Bound Duties				Applied Duties (Year 2020)		
Tariff Line (HS 2007)	Designation	Bound Duty	Other Duties & Charges	Tariff Line (HS 2017)	MFN	LDC Preferential
520100	Cotton, not carded or combed					
5201001000	--- Seed cotton	2%		5201001000	0%	0%
52010090	--- Other					
5201009010	----- Less than 232 mm (7/8 inch) of fibre-length	2%		5201009010	0%	0%
5201009020	----- Not less than 232 mm (7/8 inch), but less than 254 mm (1 inch) of fibre-length	2%		5201009020	0%	0%
5201009030	----- Not less than 254 mm (1 inch), but less than 285 mm (11/8 inch) of fibre-length	2%		5201009030	0%	0%
5201009050	----- Not less than 285 mm (1-1/8 inch), but less than 349 mm (1-3/8 inch) of fibre length	2%		5201009050	0%	0%
5201009060	----- Not less than 349 mm (1-3/8 inch) of fibre-length	2%		5201009060	0%	0%
5202	Cotton waste (including yarn waste and garnetted stock)					
5202100000	--- 1. Yarn waste (including thread waste)	2%		5202100000	0%	0%
52029	- 2. Other:					
5202910000	--- A. Garnetted stock	2%		5202910000	0%	0%
5202990000	--- B. Other	2%		5202990000	0%	0%
5203000000	--- Cotton, carded or combed	2%		5203000000	0%	0%

**Malaysia**

Bound Duties				Applied Duties (Year 2020)		
Tariff Line (HS 2002)	Designation	Bound Duty	Other Duties & Charges	Tariff Line (HS 2017)	MFN	LDC Preferential
520100000	Cotton, not carded or combed	0%		520100000	0%	
5202	Cotton waste (including yarn waste and garnetted stock)					
520210000	- Yarn waste (including thread waste)	5%		520210000	0%	
52029	- Other:					
520291000	-- Garnetted stock	5%		520291000	0%	
520299000	-- Other	5%		520299000	0%	
520300000	Cotton, carded or combed	5%		520300000	0%	

**Mauritius**

Bound Duties				Applied Duties (Year 2020)		
Tariff Line (HS 2012)	Designation	Bound Duty	Other Duties & Charges	Tariff Line (HS 2017)	MFN	LDC Preferential
52010000	Cotton, not carded or combed	122%	17%	52010000	0%	
5202	Cotton waste (including yarn waste and garnetted stock)					
52021000	- Yarn waste (including thread waste)	122%	17%	52021000	0%	
52029	- Other:					
52029100	-- Garnetted stock	122%	17%	52029100	0%	
52029900	-- Other	122%	17%	52029900	0%	
52030000	Cotton, carded or combed	122%	17%	52030000	0%	



**Mexico**

Bound Duties				Applied Duties (Year 2020)		
Tariff Line (HS 2007)	Designation	Bound Duty	Other Duties & Charges	Tariff Line (HS 2012)	MFN	LDC Preferential
520100	Algodón sin cardar ni peinar	45%				
				52010001 <sup>1</sup>	0%	
				52010002 <sup>2</sup>	0%	
				52010099 <sup>3</sup>	0%	
5202	Desperdicios de algodón (incluidos los desperdicios de hilados y las hilachas)					
520210	- Desperdicios de hilados	37%		52021001	0%	
52029	- Los demás:					
520291	-- Hilachas	37%		52029101	0%	
520299	-- Los demás					
52029901	-- Borra	37%		52029901	0%	
52029999	-- Demás	45%		52029999	0%	
520300	Algodón cardado o peinado	37%		52030001	0%	

- 1 Con pepita.  
2 Sin pepita, de fibra con más de 29 mm de longitud.  
3 Los demás.

**Morocco**

Bound Duties				Applied Duties (Year 2020)		
Tariff Line (HS 2002)	Designation	Bound Duty	Other Duties & Charges	Tariff Line (HS 2017)	MFN	LDC Preferential
5201	Coton, non-cardé ni peigné					
5201000010	--- non-égrené	19%	15%	5201000010	2.5%	2.5%
5201000091	--- égrené:					
5201000091	---- écru	19%	15%	5201000091	2.5%	0%
5201000099	---- autres	19%	15%	5201000099	2.5%	0%
5202	Déchets de coton (y compris les déchets de fils et les effilochés).					
520210	- Déchets de fils					
5202100010	--- déchets de fils pour essuyages industriels	19%	15%	5202100010	2.5%	2.5%
5202100090	--- autres	19%	15%	5202100090	2.5%	2.5%
52029	- Autres:					
5202910000	-- Effilochés	19%	15%	5202910000	2.5%	2.5%
5202990000	-- Autres	19%	15%	5202990000	2.5%	2.5%
5203	Coton, cardé ou peigné					
52030010	--- écru, décréué ou blanchi:					
5203001010	---- écru	34%	15%	5203001010	2.5%	2.5%
5203001020	---- décréué	34%	15%	5203001020	2.5%	2.5%
5203001090	---- blanchi	34%	15%	5203001090	2.5%	2.5%
5203009000	--- autres	34%	15%	5203009000	2.5%	2.5%

**New Zealand**

Bound Duties				Applied Duties (Year 2020)		
Tariff Line (HS 2007)	Designation	Bound Duty	Other Duties & Charges	Tariff Line (HS 2017)	MFN	LDC Preferential
52010000	Cotton, not carded or combed	0%		52010000	0%	0%
5202	Cotton waste (including yarn waste and garnetted stock):					
52021000	- Yarn waste (including thread waste)	0%		52021000	0%	0%
52029	- Other:					
52029100	-- Garnetted stock	0%		52029100	0%	0%
52029900	-- Other	0%		52029900	0%	0%
52030000	Cotton, carded or combed	0%		52030000	0%	0%

## Norway

Bound Duties				Applied Duties (Year 2020)		
Tariff Line (HS 2007)	Designation	Bound Duty	Other Duties & Charges	Tariff Line (HS 2017)	MFN	LDC Preferential
5201000	Cotton, not carded or combed	0%		52010000	0%	0%
5202	Cotton waste (including yarn waste and garnetted stock).					
5202100	- Yarn waste (including thread waste)	0%		52021000	0%	0%
52029	- Other:					
5202910	-- Garnetted stock	0%		52029100	0%	0%
5202990	-- Other	0%		52029900	0%	0%
5203000	Cotton, carded or combed	0%		52030000	0%	0%

## Pakistan

Bound Duties				Applied Duties (Year 2018)		
Tariff Line (HS 2012)	Designation	Bound Duty	Other Duties & Charges	Tariff Line (HS 2017)	MFN	LDC Preferential
520100	Cotton, not carded or combed					
52010010	--- American	5%				
52010020	--- Egyptian	5%				
				52010030 <sup>1</sup>	3%	
				52010040 <sup>2</sup>	3%	
				52010050 <sup>3</sup>	3%	
				52010060 <sup>4</sup>	3%	
				52010070 <sup>5</sup>	3%	
				52010080 <sup>6</sup>	3%	
52010090	--- Other	5%		52010090	3%	
5202	Cotton waste (including yarn waste and garnetted stock).					
52021000	- Yarn waste (including thread waste)	25%		52021000	11%	
52029	- Other:					
52029100	-- Garnetted stock	15%		52029100	11%	
52029900	-- Other	15%		52029900	11%	
52030000	Cotton, carded or combed	5%		52030000	3%	

- 1 Length not exceeding 20.5 mm.
- 2 Length exceeding 20.5 mm but not exceeding 24.5 mm.
- 3 Length exceeding 24.5 mm but not exceeding 28.5 mm.
- 4 Length exceeding 28.5 mm but not exceeding 31 mm.
- 5 Length exceeding 31 mm but not exceeding 34.5 mm.
- 6 Length exceeding 34.5 mm.

## Peru

Bound Duties				Applied Duties (Year 2018)		
Tariff Line (HS 2012)	Designation	Bound Duty	Other Duties & Charges	Tariff Line (HS 2017)	MFN	LDC Preferential
5201000000	---Algodón sin cardar ni peinar.	30%				
				5201001000 <sup>1</sup>	6%	
				5201002000 <sup>2</sup>	6%	
				5201003000 <sup>3</sup>	6%	
				5201009000 <sup>4</sup>	6%	
5202	Desperdicios de algodón (incluidos los desperdicios de hilados y las hilachas)					
5202100000	- Desperdicios de hilados	30%		5202100000	0%	
52029	- Los demás:					
5202910000	-- Hilachas	30%		5202910000	0%	
5202990000	-- Los demás	30%		5202990000	0%	
5203000000	--- Algodón cardado o peinado	30%		5203000000	6%	

- 1 De longitud de fibra superior a 34.92 mm (1 3/8 pulgada).
- 2 De longitud de fibra superior a 28.57 mm (1 1/8 pulgada) pero inferior o igual a 34.92 mm (1 3/8 pulgada).
- 3 De longitud de fibra superior a 22.22 mm (7/8 pulgada) pero inferior o igual a 28.57 mm (1 1/8 pulgada).
- 4 De longitud de fibra inferior o igual a 22.22 mm (7/8 pulgada).

## Russian Federation

Bound Duties				Applied Duties (Year 2020)		
Tariff Line (HS 2007)	Designation	Bound Duty	Other Duties & Charges	Tariff Line (HS 2017)	MFN	LDC Preferential
520100	Cotton, not carded or combed:					
5201001000	- rendered absorbent or bleached	0%		5201001000	0%	0%
5201009000	- other	0%		5201009000	0%	0%
5202	Cotton waste (including yarn waste and garnetted stock):					
5202100000	- yarn waste (including thread waste)	0%		5202100000	0%	0%
52029	- other:					
5202910000	-- garnetted stock	0%		5202910000	0%	0%
5202990000	-- other	0%		5202990000	0%	0%
5203000000	Cotton, carded or combed	0%		5203000000	0%	0%

## South Africa

Bound Duties				Applied Duties (Year 2020)		
Tariff Line (HS 2012)	Designation	Bound Duty	Other Duties & Charges	Tariff Line (HS 2017)	MFN	LDC Preferential
520100	Cotton, not carded or combed					
52010010	--- Not ginned	60%	4.4c/kg cotton fibre (Normal levy)+3.3c/kg cotton fibre (Special levy)	52010010	0%	
52010020	--- Ginned but not further processed	60%	4.4c/kg cotton fibre (Normal levy)+3.3c/kg cotton fibre (Special levy)	52010020	160c/kg <sup>1</sup>	
52010090	--- Other	60%	4.4c/kg cotton fibre (Normal levy)+3.3c/kg cotton fibre (Special levy)	52010090	15%	
5202	Cotton waste (including yarn waste and garnetted stock):					
520210	- Yarn waste (including thread waste)			52021000	0%	
52021010	-- Unprocessed	60%				
52021090	-- Other	60%				
52029	- Other:					
520291	-- Garnetted stock					
52029110	--- Unprocessed	60%		52029100	0%	
52029190	--- Other	60%				
520299	-- Other			52029900	0%	
52029910	--- Unprocessed	60%				
52029990	--- Other	60%				
52030000	Cotton, carded or combed	60%		52030000	15%	

1 "c/kg" stands for rand cent per kilo.

## Switzerland

Bound Duties				Applied Duties (Year 2020)		
Tariff Line (HS 2007)	Designation	Bound Duty	Other Duties & Charges	Tariff Line (HS 2017)	MFN	LDC Preferential
520100	Coton, non-cardé ni peigné					
52010010	--- blanchi et dégraissé (hydrophile)	0%		52010010	0%	0%
52010090	--- autres	0%		52010090	0%	0%
5202	Déchets de coton (y compris les déchets de fils et les effilochés)					
52021000	- déchets de fils	0%		52021000	0%	0%
52029	- Autres:					
52029100	-- effilochés	0%		52029100	0%	0%
52029900	-- autres	0%		52029900	0%	0%
52030000	- Coton, cardé ou peigné	0%		52030000	0%	0%

**Chinese Taipei**

Bound Duties				Applied Duties (Year 2020)		
Tariff Line (HS 2012)	Designation	Bound Duty	Other Duties & Charges	Tariff Line (HS 2017)	MFN	LDC Preferential
52010000	Cotton, not carded or combed	0%		52010000	0%	0%
5202	Cotton waste (including yarn waste and garnetted stock)					
52021000	Yarn waste (including thread waste)	0%		52021000	0%	0%
52029	Other:					
52029100	Garnetted cotton stock	0%		52029100	0%	0%
52029900	Other cotton waste	0%		52029900	0%	0%
52030000	Cotton, carded or combed	0%		52030000	0%	0%

**Thailand**

Bound Duties				Applied Duties (Year 2020)		
Tariff Line (HS 2002)	Designation	Bound Duty	Other Duties & Charges	Tariff Line (HS 2017)	MFN	LDC Preferential
520100	Cotton, not carded or combed	4.5%		52010000	0%	0%
5202	Cotton waste (including yarn waste and garnetted stock)					
520210	- Yarn waste (including thread waste)	4.5%		52021000	0%	0%
52029	- Other:					
520291	-- Garnetted stock	4.5%		52029100	0%	0%
520299	-- Other	4.5%		52029900	0%	0%
520300	Cotton, carded or combed	4.5%		52030000	0%	0%

**Turkey**

Bound Duties				Applied Duties (Year 2019)		
Tariff Line (HS 2007)	Designation	Bound Duty	Other Duties & Charges	Tariff Line (HS 2017)	MFN	LDC Preferential
520100	Cotton, not carded or combed					
5201001000	- Rendered absorbent or bleached	6%	- Municipality share: 15% of customs duty, - Transportation infrastructure fee: 3% (in case of road, rail or air Transport) or 4% (in case of maritime transport) of the sum of CIF value, customs duty and other charges mentioned above.	5201001000	0%	
5201009000	- Other	6%	- Municipality share: 15% of customs duty, - Transportation infrastructure fee: 3% (in case of road, rail or air Transport) or 4% (in case of maritime transport) of the sum of CIF value, customs duty and other charges mentioned above.	5201009000	0%	
5202	Cotton waste (including yarn waste and garnetted stock)					
5202100000	- Yarn waste (including thread waste)	12%	- Municipality share: 15% of customs duty, - Transportation infrastructure fee: 3% (in case of road, rail or air Transport) or 4% (in case of maritime transport) of the sum of CIF value, customs duty and other charges mentioned above.	5202100000	0%	
52029	- Other:					
5202910000	-- Garnetted stock	12%	- Municipality share: 15% of customs duty, - Transportation infrastructure fee: 3% (in case of road, rail or air Transport) or 4% (in case of maritime transport) of the sum of CIF value, customs duty and other charges mentioned above.	5202910000	0%	

Bound Duties				Applied Duties (Year 2019)		
Tariff Line (HS 2007)	Designation	Bound Duty	Other Duties & Charges	Tariff Line (HS 2017)	MFN	LDC Preferential
5202990000	-- Other	12%	- Municipality share: 15% of customs duty, - Transportation infrastructure fee: 3% (in case of road, rail or air Transport) or 4% (in case of maritime transport) of the sum of CIF value, customs duty and other charges mentioned above.	5202990000	0%	
5203000000	Cotton, carded or combed	12.6%	- Municipality share: 15% of customs duty, - Transportation infrastructure fee: 3% (in case of road, rail or air Transport) or 4% (in case of maritime transport) of the sum of CIF value, customs duty and other charges mentioned above.	5203000000	0%	

### United States

Bound Duties				Applied Duties (Year 2020)		
Tariff Line (HS 2007)	Designation	Bound Duty	Other Duties & Charges	Tariff Line (HS 2017)	MFN	LDC Preferential
520100	Cotton, not carded or combed:					
	- Having a staple length under 28.575 mm (1-1/8 inches):					
52010005	-- Harsh or rough, having a staple length under 19.05 mm (3/4 inch)	0%		52010005	0%	0%
	-- Other:					
52010012	--- Described in general note 4 of the tariff schedule and entered pursuant to its provisions	0%		52010012	0%	0%
52010014 <sup>1</sup>	--- Described in US Tariff-Rate Quota Notifications, TRQID USA035	0%		52010014	0%	0%
52010018	--- Other	31.4¢/kg		52010018	31.4¢/kg	0%
	- Having a staple length of 28.575 mm (1-1/8 inches) or more but under 34.925 mm (1-3/8 inches):					
52010022	-- Described in general note 4 of the tariff schedule and entered pursuant to its provisions	4.4¢/kg		52010022	4.4¢/kg	0%
	-- Other, harsh or rough, having a staple length of 29.36875 mm (1-5/32 inches) or more and white in colour (except cotton of perished staple, grabbats and cotton pickings):					
52010024 <sup>1</sup>	--- Described in US Tariff-Rate Quota Notifications, TRQID USA036	4.4¢/kg		52010024	4.4¢/kg	0%
52010028	--- Other	31.4¢/kg		52010028	31.4¢/kg	0%
	-- Other:					
52010034 <sup>1</sup>	--- Described in US Tariff-Rate Quota Notifications, TRQID USA037	4.4¢/kg		52010034	4.4¢/kg	0%
52010038	--- Other	31.4¢/kg		52010038	31.4¢/kg	0%
	- Having a staple length of 34.925 mm (1-3/8 inches) or more:					
52010055	-- Described in general note 4 of the tariff schedule and entered pursuant to its provisions	1.5¢/kg		52010055	1.5¢/kg	1.5¢/kg
52010060 <sup>1</sup>	-- Described in US Tariff-Rate Quota Notifications, TRQID USA038	1.5¢/kg		52010060	1.5¢/kg	1.5¢/kg
52010080	-- Other	31.4¢/kg		52010080	31.4¢/kg	31.4¢/kg
5202	Cotton waste (including yarn waste and garnetted stock):					
52021000	- Yarn waste (including thread waste)	0%		52021000	0%	0%
	- Other:					
52029100	-- Garnetted stock			52029100	4.3%	0%
5202910001	--- Having a staple length under 28.575 mm (1-1/8 inches)	4.3%				
5202910002	--- Having a staple length 28.575 mm (1-1/8 inches) or more	4.3%				

Bound Duties				Applied Duties (Year 2020)		
Tariff Line (HS 2007)	Designation	Bound Duty	Other Duties & Charges	Tariff Line (HS 2017)	MFN	LDC Preferential
520299	-- Other:					
	--- Card strips made from cotton having a staple length under 30.1625 mm (1-3/16 inches) and lap waste, sliver waste and roving waste:					
52029905	---- Described in general note 4 of the tariff schedule and entered pursuant to its provisions	0%		52029905	0%	0%
52029910 <sup>1</sup>	---- Described in US Tariff-Rate Quota Notifications, TRQID USA039	0%		52029910	0%	0%
52029930	---- Other	7.8¢/kg		52029930	7.8¢/kg	0%
52029950	--- Other	0%		52029950	0%	0%
520300	Cotton, carded or combed:					
	- Fibres of cotton processed but not spun:					
52030005	-- Described in general note 4 of the tariff schedule and entered pursuant to its provisions	5%		52030005	5%	0%
52030010 <sup>1</sup>	-- Described in US Tariff-Rate Quota Notifications, TRQID USA040	5%		52030010	5%	0%
52030030	-- Other	31.4¢/kg		52030030	31.4¢/kg	0%
52030050	- Other	4.3%		52030050	4.3%	0%

1 Tariff rate quotas were reserved for these tariff lines.

Note: "¢/kg" stands for USD cent per kilo.

## Viet Nam

Bound Duties				Applied Duties (Year 2018)		
Tariff Line (HS 2012)	Designation	Bound Duty	Other Duties & Charges	Tariff Line (HS 2017)	MFN	LDC Preferential
52010000	Cotton, not carded or combed	0%		5201000000	0%	
5202	Cotton waste (including yarn waste and garnetted stock)					
52021000	- Yarn waste (including thread waste)	20%		5202100000	10%	
52029	- Other:					
52029100	-- Garnetted stock	20%		5202910000	10%	
52029900	-- Other	20%		5202990000	10%	
52030000	Cotton, carded or combed	10%		5203000000	0%	

## 3.2 SPECIAL SAFEGUARD PROVISIONS

3.9. This section provides information on scheduled special safeguard (SSG) provisions for cotton and on the use of those provisions by Member.

3.10. Of the 32 Members covered by this Market Access Part, three have scheduled SSG provisions for cotton, namely, Colombia, South Africa, and the United States.

3.11. The following table lists the cotton tariff lines for which SSG provisions are specified in each of those three Members' schedules. The following column headings are used:

**Member** The name of the Member who has reserved SSG provisions for cotton; and

**Tariff Line** The tariff item number for which the SSG provision was reserved (through the inclusion of the symbol "SSG") as specified in the Member's schedule reproduced in the CTS file using the HS 2002 nomenclature.

### 3.2.1 Scheduled SSG provisions for cotton

Member	Tariff Line
Colombia	5201000000
South Africa	52010010
	52010020
	52010090
	52021010
	52021090
	52029110
	52029190
	52029910
	52029990
	52030000
United States	52010018
	52010028
	52010038
	52010080
	52029930
	52030030

3.12. Based on Table MA:3 notifications circulated by the Secretariat up to 16 October 2020, none of those three Members has notified trigger levels for the volume-based SSG concerning cotton.

3.13. Regarding the price-based SSG, based on Table MA:4 notifications circulated by the Secretariat up to 16 October 2020, the United States have notified trigger prices for all the tariff lines for which SSG provisions were reserved. These trigger prices are presented by tariff item number in the table below. The following column headings are used:

**Tariff Line** The tariff item number for which the SSG provision was reserved (through the inclusion of the symbol "SSG") as specified in the Member's schedule reproduced in the CTS using the HS 2002 nomenclature;

**Trigger Price** The trigger price for the tariff item number as notified in the Table MA:4 notification.

### 3.2.2 Notified trigger prices for cotton

#### United States (G/AG/N/USA/1)

Tariff Line	Trigger price
52010018	USD 1.60/kg
52010028	USD 1.12/kg
52010038	USD 1.20/kg
52010080	USD 2.75/kg
52029930	USD 8.15/kg
52030030	USD 0.64/kg

3.14. The table below provides, based on MA:5 notifications circulated by the Secretariat up to 16 October 2020, information regarding price-based SSG actions invoked on cotton by the United States. The following column headings are used:

**Product** Product description as specified in the Table MA:5 notification;

**Tariff Line** The tariff item number for which the SSG provision was reserved (through the inclusion of the symbol "SSG") as specified in the Member's schedule reproduced in the CTS using the HS 2002 nomenclature;

**Implementation year** The implementation year during which SSG action was invoked;

**Affected quantity (kg)** The quantity in kilograms of the tariff item number affected by the SSG action as notified in the Table MA:5 notification; and

**Notification reference** The reference of the relevant notification.

### 3.2.3 Invoked price-based SSG for cotton

#### United States (Table MA:5)

Product	Tariff Line	Implementation year	Affected quantity (kg)	Notification Reference
Short staple cotton, over-quota	52010018	Calendar year, 1996	150	G/AG/N/USA/24
Short staple cotton, over-quota	52010018	Calendar year, 2006	54	G/AG/N/USA/61
Extra long staple cotton, over-quota	52010080	Calendar year, 2003	118,807	G/AG/N/USA/61
Extra long staple cotton, over-quota	52010080	Calendar year, 2007	539	G/AG/N/USA/67

Note: The following paragraph is quoted in all of the above-mentioned US notifications: "United States price-based safeguards are invoked automatically on a shipment-by-shipment basis. Importers who enter goods in an over-quota tariff line are required to declare which pre-established price range is applicable to their product. If there is a safeguard duty associated with that price range, the additional charge is assessed. Entries where the safeguard duties were assessed during the reporting period are summarized in this notification. Information on affected quantities, while not required by the format, is provided for illustrative purposes. Multiple transactions involving the same product have been aggregated for the purposes of this notification."

### 3.3 TARIFF RATE QUOTAS

3.15. Of the 32 Members covered by the Market Access Part of this background paper, only China, Colombia, South Africa and the United States have scheduled tariff rate quotas<sup>28</sup> for cotton.

3.16. This section is organized as follows: Sub-section 3.3.1 provides information regarding the tariff rate quota commitments for cotton as specified in those four Members' schedules; Sub-section 3.3.2 presents the most recent TRQ administration methods notified by those four Members in Table MA:1 notifications; and Sub-section 3.3.3 provides, for each of those four Members, the TRQ quantities and the notified in-quota imports from Table MA:2 notifications and the corresponding fill rates further to the request made at the third dedicated discussion.

#### 3.3.1 Tariff rate quota commitments for cotton

3.17. This sub-section lists, by Member, the initial and final bound tariff rate quota quantities and in-quota tariff rates for cotton as specified in the Member's schedule. The following column headings are used:

<b>TQID</b>	The number identifying the bound tariff quota for each Member in the CTS, in the same sequential order as scheduled. The seven-character code is comprised of the three-letter WTO Member code, followed by "Q" for "TRQ", and by the three-digit sequential identifier.
<b>Product</b>	The product or group of products as specified in the Member's schedule <sup>29</sup> ;
<b>Tariff Line(s)</b>	The tariff item number(s) as specified in the Member's schedule reproduced in the CTS using the HS 2002 nomenclature;
<b>Unit</b>	The unit for initial and final bound tariff rate quota quantities;
<b>Initial quota</b>	The initial bound tariff rate quota quantity as specified in the Member's schedule;
<b>Final quota</b>	The final bound tariff rate quota quantity as specified in the Member's schedule; and
<b>In-quota tariff rate</b>	The in-quota tariff rate as specified in the Member's schedule.

<sup>28</sup> Also referred to as TRQ or tariff quota.

<sup>29</sup> In original language only.



**China<sup>1</sup>**

TQID	Product	Tariff line(s)	Unit	Initial quota	Final quota	In-quota tariff rate
CHNQ010	Cotton <sup>2</sup>	52010000, 52030000	Metric tonnes	780,750	894,000	1%

- 1 Annex 1 contains the notes from China's schedule concerning tariff rate quota commitments.
- 2 The following information is taken from the column "other terms and conditions" in China's schedule for its cotton TRQ commitment (refer to Annex 1, "Note 1")
- (1) STE share = 33% (see Note 1).
- (2) Staging for cotton:
- | Year | TRQ quantity |
|------|--------------|
| 2002 | 818,500 mt.  |
| 2003 | 856,250 mt.  |
| 2004 | 894,000 mt.  |

**Colombia**

TQID	Product	Tariff line(s)	Unit	Initial quota	Final quota	In-quota tariff rate
COLQ057	Algodon sin cardar ni peinar	5201	Metric tonnes	222	222	99%
COLQ067	Algodon	5201	Metric tonnes	1510	2664	80%

**South Africa<sup>1</sup>**

TQID	Product	Tariff line(s)	Unit	Initial quota	Final quota	In-quota tariff rate
ZAFQ053	Cotton	5201	Metric tonnes	17,101	17,101	12%

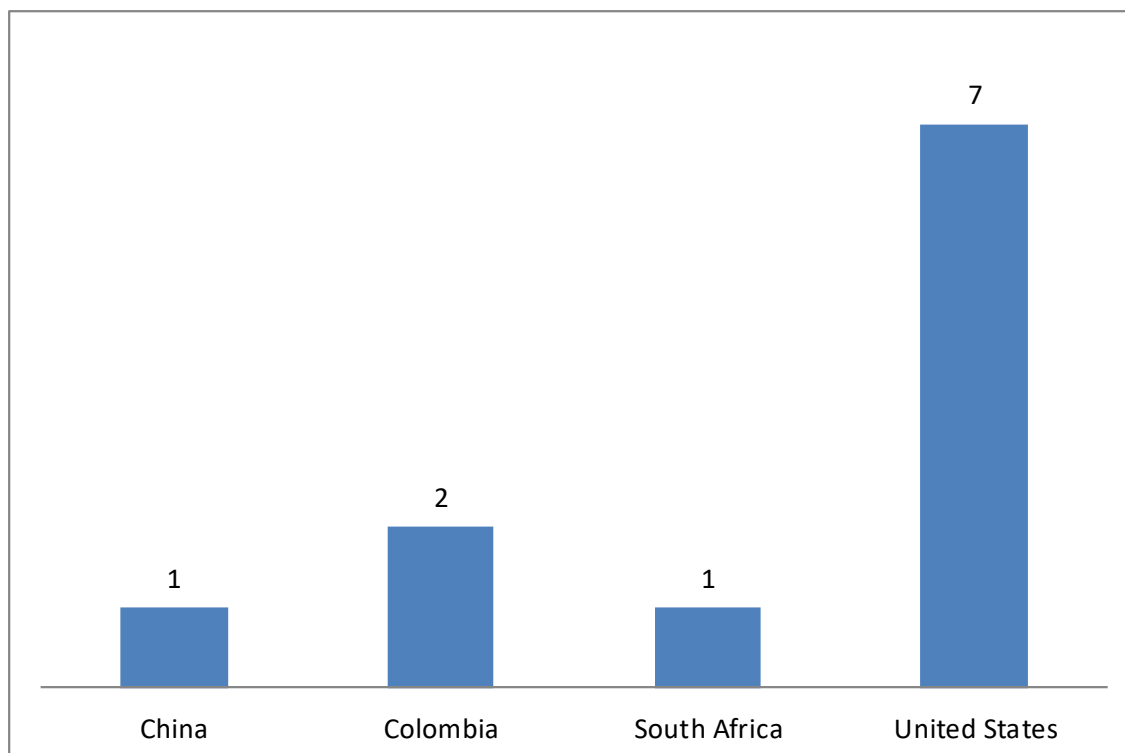
- 1 The following note is included in South Africa's schedule for its TRQ commitments: "South Africa commits itself to fill the quotas as indicated at tariff rates at a maximum of 20% of the bound rates for both the initial and final quantities."

**United States<sup>1</sup>**

TQID	Product	Tariff line(s)	Unit	Initial quota	Final quota	In-quota tariff rate
USAQ048		52010014	Metric tonnes	10,000	10,000	0%
		52010024				USD 0.044 per kilogram
		52010034				USD 0.044 per kilogram
		52010060				USD 0.015 per kilogram
		52029910				0%
		52030010				5%
USAQ049		52010014	Metric tonnes	8,495	20,207	0%
USAQ050		52010024	Metric tonnes	900	1,400	USD 0.044 per kilogram
USAQ051		52010034	Metric tonnes	5,200	11,500	USD 0.044 per kilogram
USAQ052		52010060	Metric tonnes	25,500	40,100	USD 0.015 per kilogram
USAQ053		52029910	Kilograms	1,835,427	3,335,427	0%
USAQ054		52030010	Kilograms	1,000	2,500	5%

- 1 Annex 2 contains the chapter notes from the US schedule concerning TRQ commitments for cotton.

3.18. The following chart summarizes the total number of scheduled TRQs for cotton, by Member, based on the number of TQIDs identified in the CTS.

**Chart 3.3: Number of scheduled TRQs for cotton by Member****3.3.2 Most recent Tariff Rate Quota administration method notified for cotton**

3.19. This sub-section describes, for each Member and for each cotton TRQ, the most recent import arrangements notified in Table MA:1 notifications up to 16 October 2020.

3.20. The reference number of the relevant notification is indicated in the title for each Member, with the reporting period covered by the notification specified in brackets.

**China****G/AG/N/CHN/2 (calendar year 2003)****CHNQ010****Description of import arrangement applicable**

- (a) (i) Import tariff quota of agricultural products shall be applicable to global trade.  
(ii) The tariff quota for the year 2003 is open from the date of issuance to 31 December.
- (b) (i) The former State Development Planning Commission was responsible for tariff quota allocation of agricultural products. National Development Reform Commission and Ministry of Commerce are responsible for reallocations.  
(ii) Requirements and conditions for applicants applying for import tariff quota are: having registered with Administration of Industry and Commerce (presenting the duplicate of business licences) prior to 1 October 2002; being under sound financial conditions and having good tax payment records (presenting relevant data for 2001 and 2002); having no records of unlawful acts at the Customs, Administration of Industry and Commerce, Inspection and Quarantine authorities and Taxation Administration within the period of 2000-2002; having passed the annual enterprise review of the year 2001 conducted by Administration of Industry and Commerce and Inspection and Quarantine authorities.  
(iii) Import tariff quota for general trade shall be allocated with reference to the volumes for which applicants have applied, previous import performance and production capacity or other applicable commercial standards, or under the principle of "first-come, first-served".  
(iv) Licence shall remain valid from the date of issuance to 31 December of the same year.

**Colombia****G/AG/N/COL/35 (calendar year 2005)****COLQ067****Description of import arrangement applicable**

- (a) Allocation of quotas to supplying countries: none.
- (b) Allocation of licences or of access to quotas to importers: the import quota is allocated on a competitive basis amongst participants registered with the Ministry of Agriculture and Rural Development. Quota allocation is by means of public auctions in which importers take part through the bid registration system.
- (c) Details of other arrangements: not applicable.
- (d) Any other information: Decree No. 430 of 2004 of the Ministry of Agriculture and Rural Development

**South Africa****G/AG/N/ZAF/35 (calendar year 2001)****ZAFQ053****Description of import arrangement applicable**

- (a) Country Allocations: Global
- (b) Import Allocations:
  - (i) Department of Agriculture will allocate and issue permits annually;
  - (ii) historical and new importers who are processors of cotton will be eligible for permits;
  - (iii) permits will be issued pro rata;
  - (iv) permits will be valid for twelve months.

**United States<sup>30</sup>****G/AG/N/USA/2/Add.3 and G/AG/N/USA/34/Add.1 (calendar year)****USAQ049****Description of import arrangement applicable**

- (a) COUNTRY ALLOCATIONS: See Additional US Note 5 to Chapter 52 of the HTSUS (Annex 1, 36/).
- (b) IMPORTER ALLOCATIONS: First-come, first-served, implemented by US Customs Service (<http://www.customs.gov/impoexpo.htm>).
- (c) OTHER ARRANGEMENTS: None.
- (d) OTHER INFORMATION: This provision is included in Additional US Note 5 to chapter 52 of the HTSUS (Annex 1, note 36/) and in Additional US Note 6 to Chapter 52 of Schedule XX.

**USAQ050****Description of import arrangement applicable**

- (a) COUNTRY ALLOCATIONS: None.
- (b) IMPORTER ALLOCATIONS: First-come, first-served, implemented by US Customs Service (<http://www.customs.gov/impoexpo/impoexpo.htm>).
- (c) OTHER ARRANGEMENTS: None.
- (d) OTHER INFORMATION: This provision is included in Additional US Note 6 to chapter 52 of the HTSUS (Annex 1, note 37/) and in Additional US Note 7 to Chapter 52 of Schedule XX.

<sup>30</sup> Annex 3 contains the excerpt of notes from the harmonized tariff system of the United States that concern cotton (from Annex 1 in G/AG/N/USA/2/Add.3 and G/AG/N/USA/34/Add.1).

**USAQ051****Description of import arrangement applicable**

- (a) COUNTRY ALLOCATIONS: None.
- (b) IMPORTER ALLOCATIONS: First-come, first-served, implemented by US Customs Service (<http://www.customs.gov/impexpo/impexpo.htm>).
- (c) OTHER ARRANGEMENTS: None.
- (d) OTHER INFORMATION: This provision is included in Additional US Note 7 to chapter 52 of the HTSUS (Annex 1, note 38/) and in Additional US Note 8 to Chapter 52 of Schedule XX.

**USAQ052****Description of import arrangement applicable**

- (a) COUNTRY ALLOCATIONS: None.
- (b) IMPORTER ALLOCATIONS: First-come, first-served, implemented by US Customs Service (<http://www.customs.gov/impexpo/impexpo.htm>).
- (c) OTHER ARRANGEMENTS: None.
- (d) OTHER INFORMATION: This provision is included in Additional US Note 8 to chapter 52 of the HTSUS (Annex 1, note 39/) and in Additional US Note 9 to Chapter 52 of Schedule XX.

**USAQ053****Description of import arrangement applicable**

- (a) COUNTRY ALLOCATIONS: See Additional US Note 9 to Chapter 52 of the HTSUS (Annex 1, 40/).
- (b) IMPORTER ALLOCATIONS: First-come, first-served, implemented by US Customs Service (<http://www.customs.gov/impexpo/impexpo.htm>).
- (c) OTHER ARRANGEMENTS: None.
- (d) OTHER INFORMATION: This provision is included in Additional US Note 9 to chapter 52 of the HTSUS (Annex 1, note 40/) and in Additional US Note 10 to Chapter 52 of Schedule XX.

**USAQ054****Description of import arrangement applicable**

- (a) COUNTRY ALLOCATIONS: See Additional US Note 10 to Chapter 52 of the HTSUS (Annex 1, 41/).
- (b) IMPORTER ALLOCATIONS: First-come, first-served, implemented by US Customs Service (<http://www.customs.gov/impexpo/impexpo.htm>).
- (c) OTHER ARRANGEMENTS: None.
- (d) OTHER INFORMATION: This provision is included in Additional US Note 10 to chapter 52 of the HTSUS (Annex 1, note 41/) and in Additional US Note 11 to Chapter 52 of Schedule XX.

**3.3.3 TRQ quantities and in-quota imports for cotton**

3.21. This sub-section provides yearly TRQ quantities, notified in-quota imports for cotton, and the corresponding fill rates based on Members' Table MA:2 notifications circulated by the Secretariat up to 16 October 2020.

3.22. Fill rates are calculated based on the data provided in Table MA:2 notifications as the ratio of in-quota imports to notified TRQ quantities. In cases where notified in-quota imports are greater than TRQ quantities, the fill rates are adjusted by setting a maximum of 100% fill rate. The implementation years covered in the tables below are those indicated in the Member's Table MA:2 notifications. The title of the individual tables indicates the TQID of the TRQ, while the quantity unit used in the notification is indicated in brackets.

## China

### CHNQ010 (metric tonnes)

	2002	2003	2004	2005	2006	2007	2008	2009	2010
TRQ Quantity	818,500	856,250	894,000	894,000	894,000	894,000	894,000	894,000	894,000
In-quota Imports	177,000	870,000	1,910,000	2,570,000	894,000	1,165,000	2,111,000	894,000	894,000
Fill rates (%)	22	100	100	100	100	100	100	100	100

	2011	2012	2013	2014	2015	2016	2017	2018
TRQ Quantity	894,000	894,000	894,000	894,000	894,000	894,000	894,000	894,000
In-quota Imports	894,000	894,000	894,000	894,000	894,000	894,000	894,000	894,000
Fill rates (%)	100	100	100	100	100	100	100	100

## Colombia<sup>31</sup>

### COLQ067 (metric tonnes)

	1995	1996	1997	1998	1999	2000	2001	2002	2003	2004	2005	2006
TRQ Quantity	1,510	1,847	1,963	2,117	2,245	2,373	2,501	2,630	2,758	2,886	2,886	2,886
In-quota Imports	37,747	25,676	47,284	42,661	37,846	58,636	53,583	64,345	64,556	33,490	39,525	61,904
Fill rates (%)	100	100	100	100	100	100	100	100	100	100	100	100

	2007	2008	2009	2010	2011	2012	2013	2014	2015	2016	2017	2018
TRQ Quantity	2,886	2,886	2,886	2,886	2,886	2,886	2,886	2,886	2,886	2,886	2,886	2,886
In-quota Imports	53,307	50,563	60,328	50,315	43,957	26,265	33,040	30,615	30,228	28,147	25,275	36,052
Fill rates (%)	100	100	100	100	NA	NA	NA	NA	NA	NA	NA	NA

## South Africa

### ZAFQ053 (metric tonnes)

	1995	1996	1997	1998	1999	2000	2001	2002	2003	2004	2005
TRQ Quantity	17,101	17,101	17,101	17,101	17,101	17,101	17,101	17,101	17,101	17,101	17,101
In-quota Imports	44,114	17,101	17,101	17,101	17,101	17,101	17,101	17,101	17,101	17,101	17,101
Fill rates (%)	100	100	100	100	100	100	100	100	100	100	100

	2006	2007	2008	2009	2010	2011	2012	2013	2014	2015	2016
TRQ Quantity	17,101	17,101	17,101	17,101	17,101	17,101	17,101	17,101	17,101	17,101	17,101
In-quota Imports	17,101	17,101	17,101	17,101	17,101	17,101	17,101	17,101	17,101	17,101	15,743
Fill rates (%)	100	100	100	100	100	100	100	100	100	100	92

<sup>31</sup> Colombia noted in its MA:2 notifications of 2011-2018 that "Colombia's bound tariff quotas were not activated during the reporting period, as the bound intra-quota tariff is higher than the most-favoured-nation tariff applied". The data included in the line of "In-quota imports" for 2011-2018 correspond to the total imports as reported by Colombia in the relevant MA:2 notifications. Fill rates are not applicable in those cases.

## United States<sup>32</sup>

### USAQ049 (metric tonnes)

	1995	1996	1997	1998	1999	2000	2001	2002	2003	2004	2005	2006	2007
TRQ Quantity		8,495	10,837	13,180	15,522	17,865	20,207	20,207	20,207	20,207	20,207	20,207	20,207
In-quota Imports		198	1	45	12,098	452	229	351	0	45	2	259	1,346
Fill rates (%)		2	0.009	0.3	78	3	1	2	0	0.2	0.01	1	7

	2008	2009	2010	2011	2012	2013	2014	2015	2016	2017
TRQ Quantity	20,207	20,207	20,207	20,207	20,207	20,207	20,207	20,207	20,207	20,207
In-quota Imports	73	0	0	0	3,969	1,140	1,172	264	6,037	61
Fill rates (%)	0.4	0	0	0	20	5.6	5.8	1	30	0.3

### USAQ050 (metric tonnes)

	1995	1996	1997	1998	1999	2000	2001	2002	2003	2004	2005	2006
TRQ Quantity		900	1,000	1,100	1,200	1,300	1,400	1,400	1,400	1,400	1,400	1,400
In-quota Imports		0	0	0	0	0	0	0	0	0	0	0
Fill rates (%)		0	0	0	0	0	0	0	0	0	0	0

	2007	2008	2009	2010	2011	2012	2013	2014	2015	2016	2017
TRQ Quantity	1,400	1,400	1,400	1,400	1,400	1,400	1,400	1,400	1,400	1,400	1,400
In-quota Imports	0	0	0	0	0	0	0	0	0	79	0
Fill rates (%)	0	0	0	0	0	0	0	0	0	6	0

### USAQ051 (metric tonnes)

	1995	1996	1997	1998	1999	2000	2001	2002	2003	2004	2005	2006
TRQ Quantity		5,200	6,460	7,720	8,980	10,240	11,500	11,500	11,500	11,500	11,500	11,500
In-quota Imports		0	0	23	1,471	190	116	855	195	1,525	2,608	1,294
Fill rates (%)		0	0	0.3	16	2	1	7	2	13	23	11

	2007	2008	2009	2010	2011	2012	2013	2014	2015	2016	2017
TRQ Quantity	11,500	11,500	11,500	11,500	11,500	11,500	11,500	11,500	11,500	11,500	11,500
In-quota Imports	235	123	0	0	545	117	0	0	0	20	0
Fill rates (%)	2	1	0	0	5	1	0	0	0	0.2	0

### USAQ052 (metric tonnes)

	1995	1996	1997	1998	1999	2000	2001	2002	2003	2004	2005	2006
TRQ Quantity		25,500	28,420	31,340	34,260	37,180	40,100	40,100	40,100	40,100	40,100	40,100
In-quota Imports		0	13	62	3,483	9,611	2,657	5,089	13,813	9,270	4,244	3,934
Fill rates (%)		0	0.05	0.2	10	26	7	13	34	23	11	10

	2007	2008	2009	2010	2011	2012	2013	2014	2015	2016	2017
TRQ Quantity	40,100	40,100	40,100	40,100	40,100	40,100	40,100	40,100	40,100	40,100	40,100
In-quota Imports	2,423	2,418	0	0	1,518	1,214	852	1,547	0	731	318
Fill rates (%)	6	6	0	0	4	3	2.1	3.9	0	2	0.8

<sup>32</sup> According to the US notification for implementation year 1995, Uruguay Round commitments for cotton products in headings 5201, 5202 and 5203 became effective only in the fall of 1995, and imports under these commitments were reported along with calendar year 1996 imports in early 1997.

## USAQ053 (kilograms)

	1995	1996	1997	1998	1999	2000	2001	2002	2003	2004	2005	2006
TRQ Quantity		1,835,427	2,135,427	2,435,427	2,735,427	3,035,427	3,335,427	3,335,427	3,335,427	3,335,427	3,335,427	3,335,427
In-quota Imports		15,000	17,584	0	0	0	0	0	0	128,198	0	0
Fill rates (%)		1	1	0	0	0	0	0	0	4	0	0

	2007	2008	2009	2010	2011	2012	2013	2014	2015	2016	2017
TRQ Quantity	3,335,427	3,335,427	3,335,427	3,335,427	3,335,427	3,335,427	3,335,427	3,335,427	3,335,427	3,335,427	3,335,427
In-quota Imports	169,844	791,441	87,332	561,492	729,436	558,590	234,364	1,224,637	291,066	945,807	730,566
Fill rates (%)	5	24	3	17	22	17	7	36.7	9	28	22

## USAQ054 (kilograms)

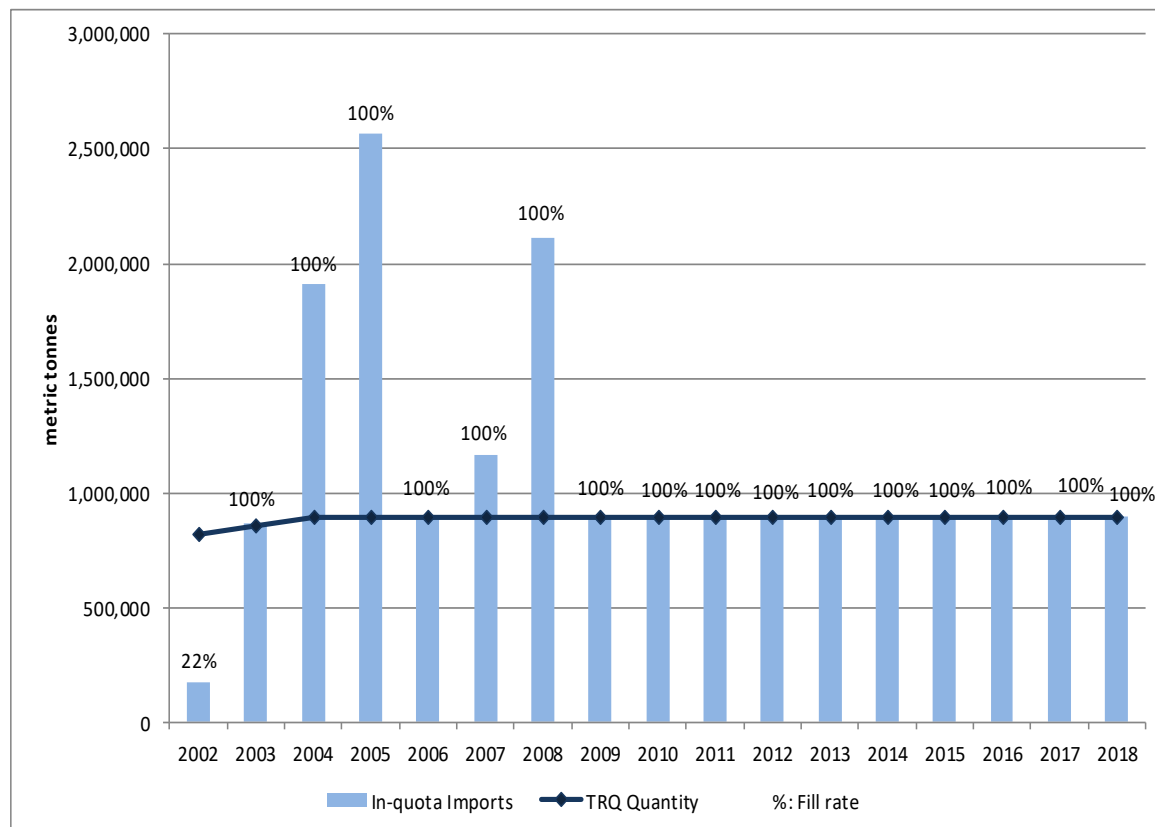
	1995	1996	1997	1998	1999	2000	2001	2002	2003	2004	2005	2006
TRQ Quantity		1,000	1,300	1,600	1,900	2,200	2,500	2,500	2,500	2,500	2,500	2,500
In-quota Imports		800	120	0	1,796	1,307	2,500	2,500	2,500	2,300	157	0
Fill rates (%)		80	9	0	95	59	100	100	100	92	6	0

	2007	2008	2009	2010	2011	2012	2013	2014	2015	2016	2017
TRQ Quantity	2,500	2,500	2,500	2,500	2,500	2,500	2,500	2,500	2,500	2,500	2,500
In-quota Imports	0	0	2,500	0	20	0	52	70	0	0	2,500
Fill rates (%)	0	0	100	0	1	0	2.1	2.8	0	0	100

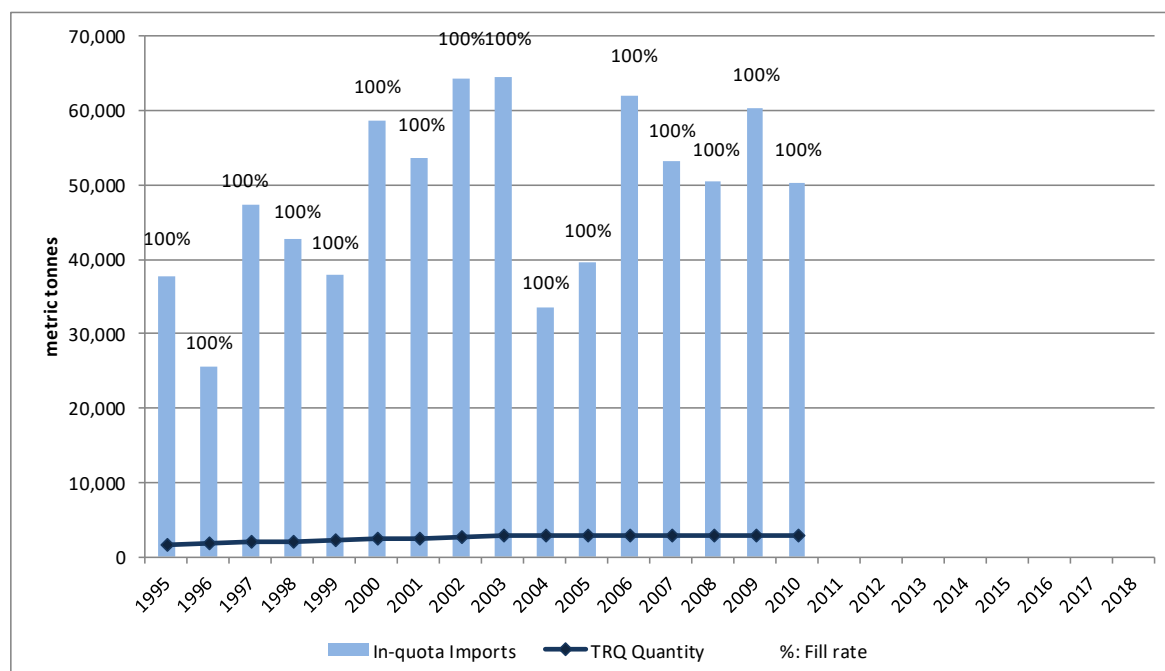
3.23. Based on the information presented in section 3.3.3 above, the following charts show, by Member and by year, notified in-quota imports compared to the scheduled quantity, as well as the corresponding fill rates, under each TRQ.

### Charts on notified in-quota imports compared to the scheduled quantity

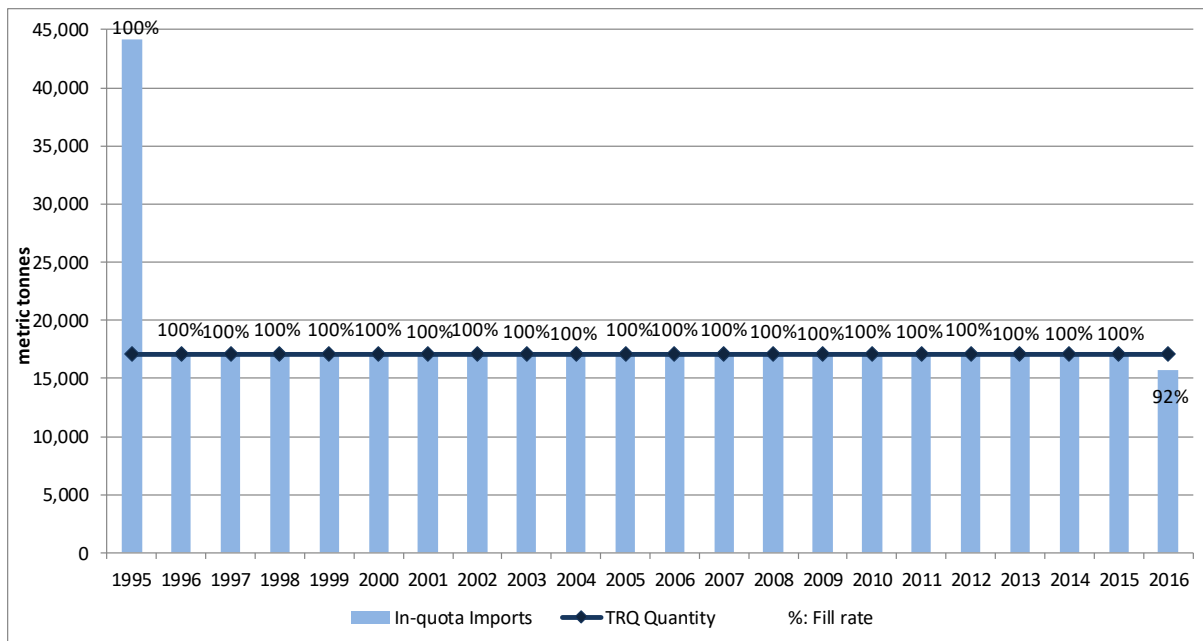
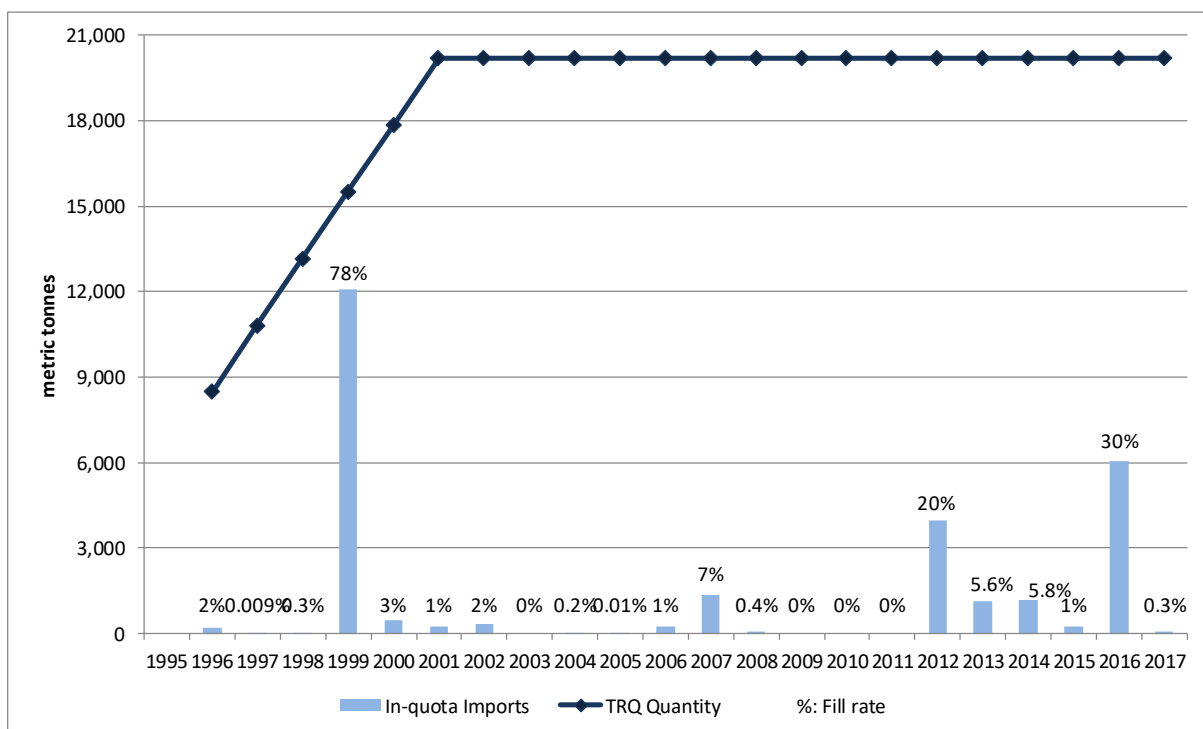
**Chart 3.4: China (CHNQ010)**

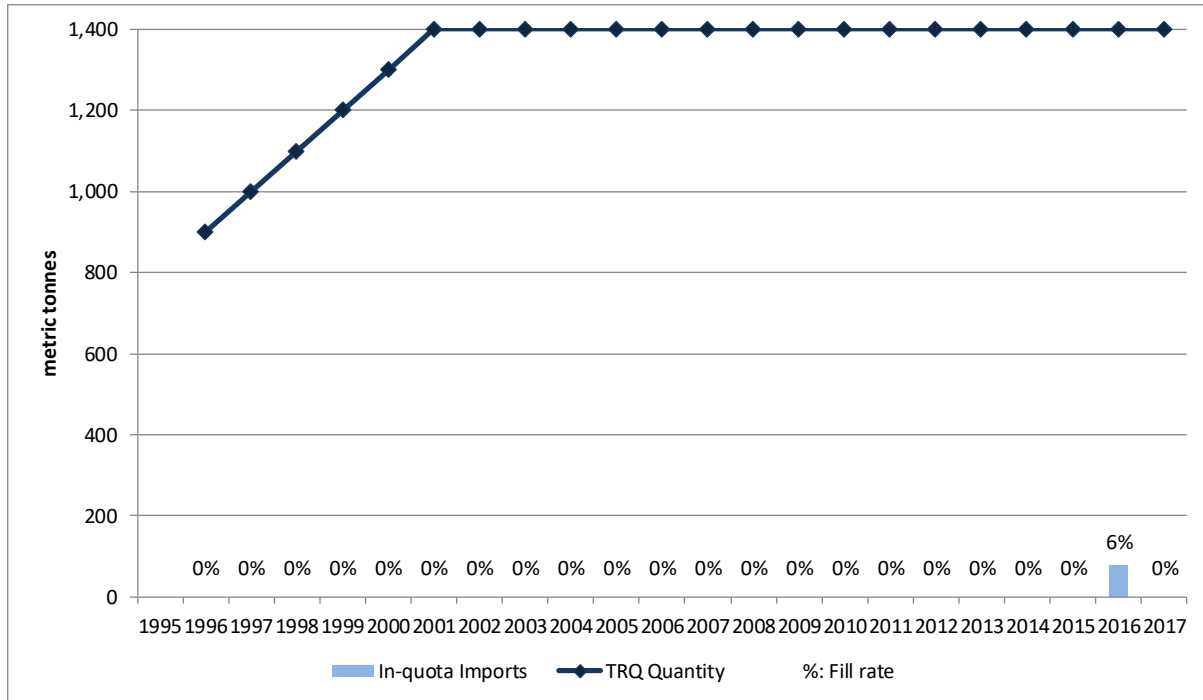
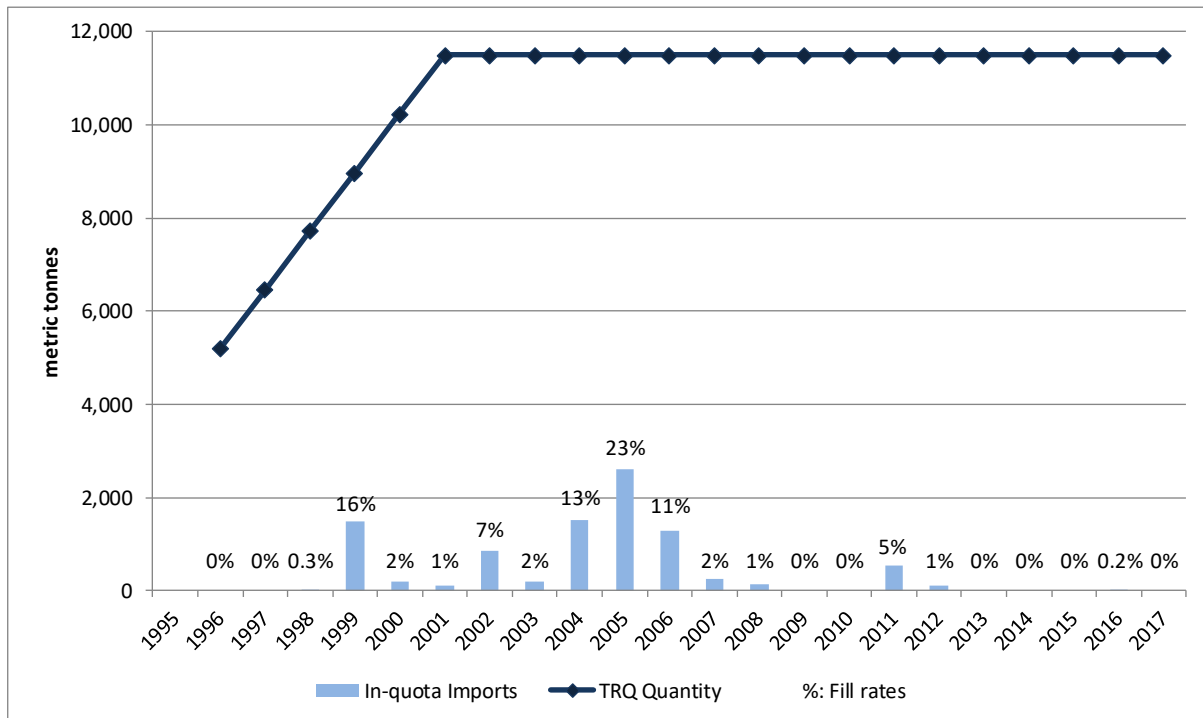


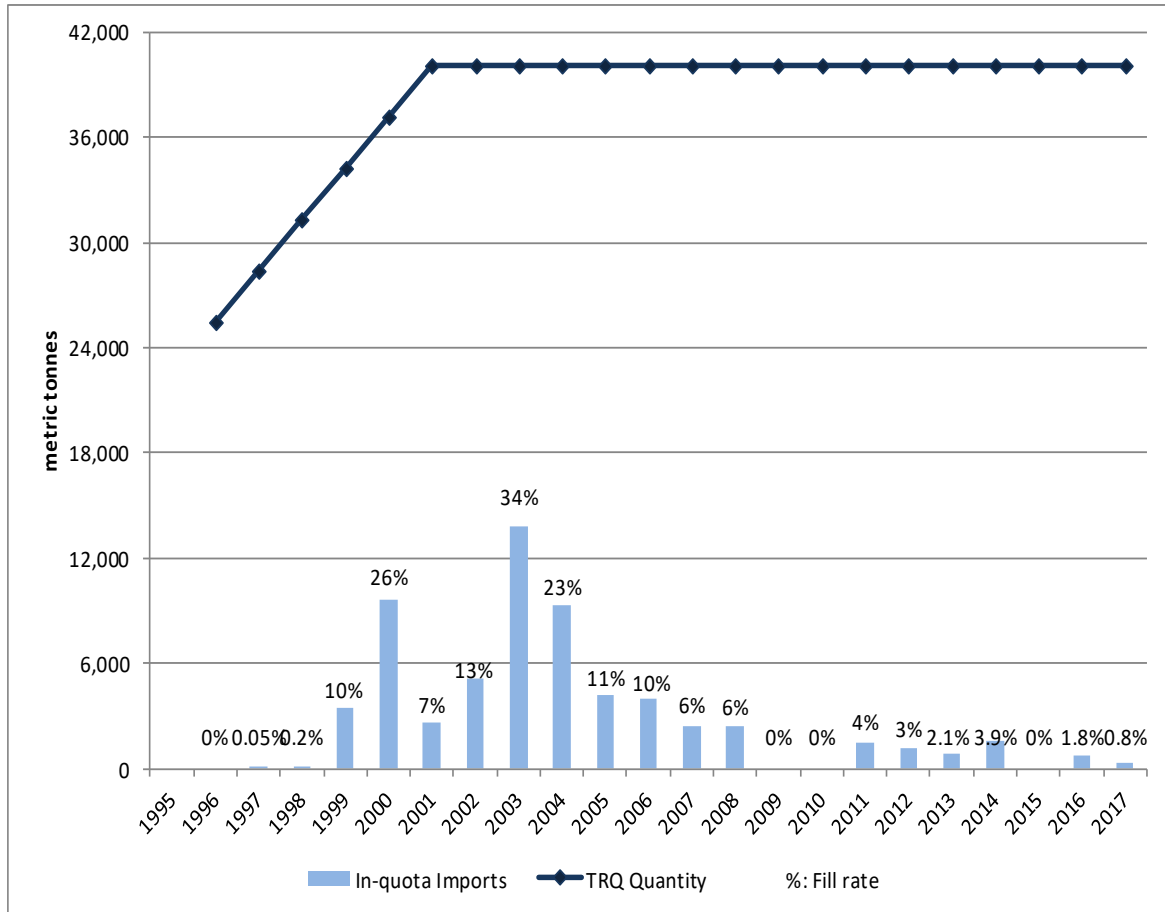
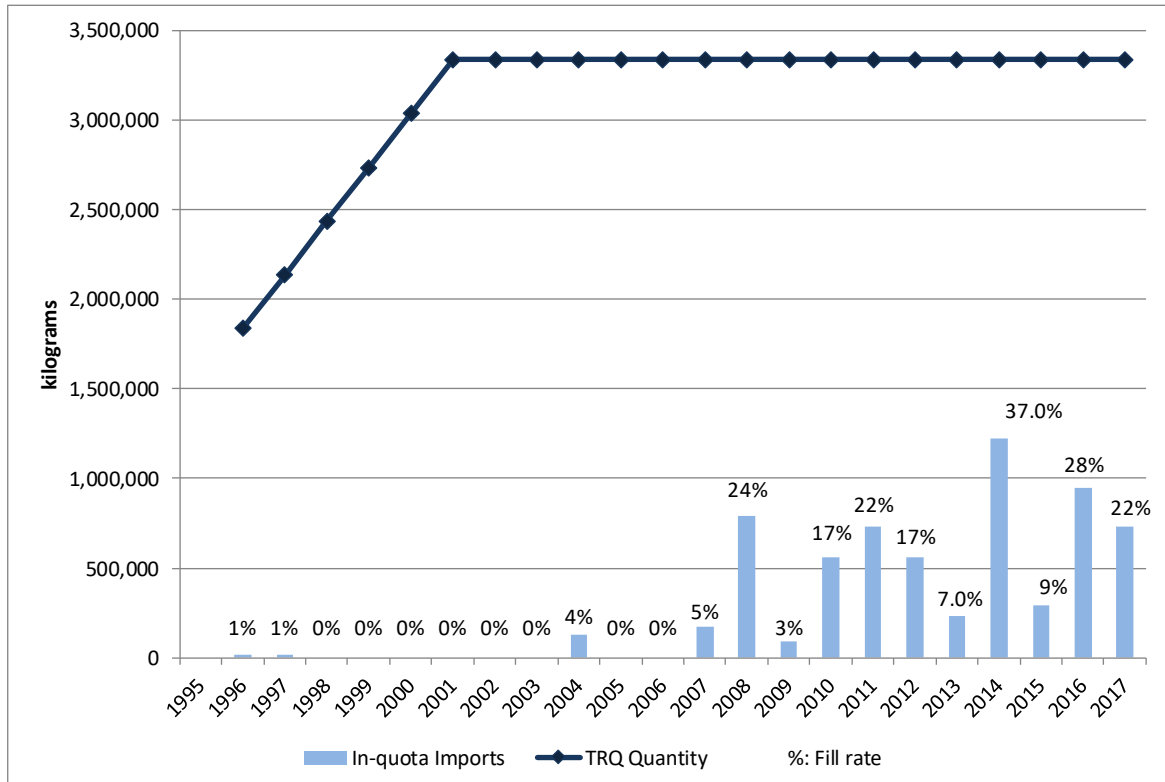
**Chart 3.5: Colombia (COLQ067)**

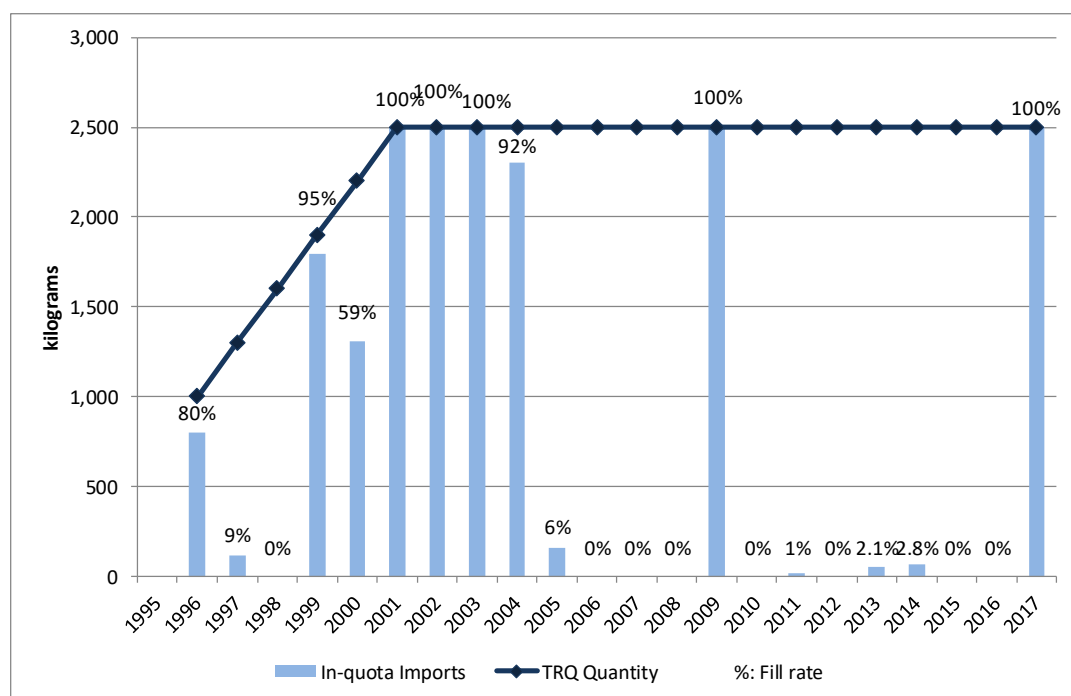




**Chart 3.6: South Africa (ZAFQ053)****Chart 3.7: United States (USAQ049)**

**Chart 3.8: United States (USAQ050)****Chart 3.9: United States (USAQ051)**

**Chart 3.10: United States (USAQ052)****Chart 3.11: United States (USAQ053)**

**Chart 3.12: United States (USAQ054)**

### 3.4 OTHER NON-TARIFF MEASURES

3.24. This section contains information on other non-tariff measures applicable to cotton. The information presented is sourced from the WTO I-TIP Goods database<sup>33</sup>, which compiles data about non-tariff measures notified by Members as well as information on "specific trade concerns" raised by Members during WTO Committee meetings.

3.25. The non-tariff measures listed below result from a query in the I-TIP Goods database, using the following criteria:

- Member imposing the measure: The 32 Members<sup>34</sup> selected for this Market Access part;
- Type of measure covered: Sanitary and Phytosanitary measures (as notified under the Agreement on Sanitary and Phytosanitary measures); measures notified under the Agreement on Technical Barriers to Trade; Anti-Dumping measures (as notified under the Anti-Dumping agreement); Countervailing duties (as notified under the Agreement on Subsidies and Countervailing Measures); Safeguard measures (as notified under the Agreement on Safeguards); State Trading Enterprises (as notified to the Working Party on State Trading Enterprises, pursuant to Article XVII:4(a) of the GATT 1994 and Paragraph 1 of the Understanding on the interpretation of Article XVII); Quantitative restrictions notified to the Committee on Market Access as per the CTG Decision contained in G/L/59/Rev.1; and import licensing procedures (as notified under the Agreement on Import Licensing procedures).
- Measures initiated or notified from 1 January 2012 to 16 October 2020 and which have not been withdrawn to date; and
- Measures with a reference to "cotton" and with a product description encompassing explicitly or potentially HS headings 52.01, 52.02 or 52.03.<sup>35</sup>

<sup>33</sup> <http://i-tip.wto.org/goods/default.aspx?language=en>.

<sup>34</sup> The United Kingdom withdrew from the European Union as of 1 February 2020. The European Union and the United Kingdom have communicated that, during the transition period, which ends on 31 December 2020, Union law, with a few limited exceptions, continues to be applicable to and in the United Kingdom.

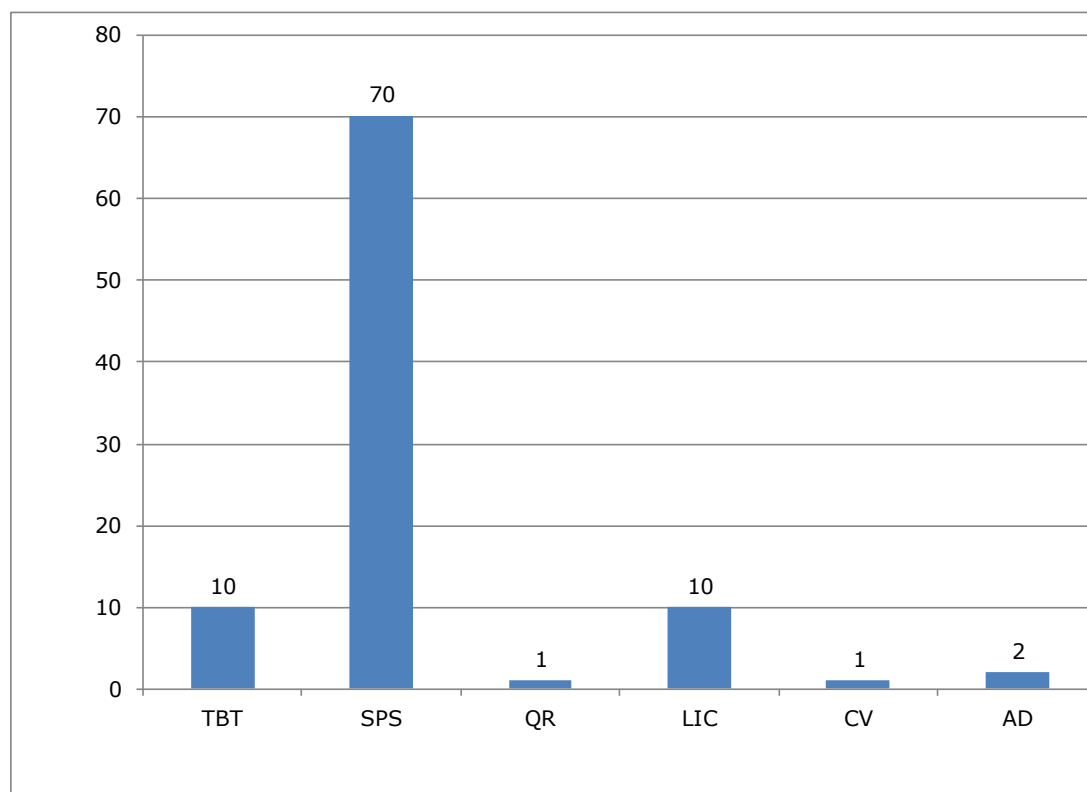
<sup>35</sup> It should be noted that, in the absence of specific or further indication by Members, listed measures making reference to "cotton", may in fact not apply to the trade of "cotton" as defined in this paper, i.e. products covered by the Harmonized System nomenclature headings 52.01, 52.02 and 52.03.

3.26. It should be noted that, to date, only one specific trade concern has been raised in the relevant WTO Committees with respect to the non-tariff measures identified in this Section and listed in the table below.<sup>36</sup>

3.27. The following column headings are used for the tables below:

<b>Member</b>	Member notifying the measure.
<b>Partner affected</b>	Member(s) affected by the measure if identified in the relevant notification, or otherwise "All Members".
<b>Notif. req.</b>	Type of measure notified, using the following coding: "SPS" for Sanitary and Phytosanitary measures; "TBT" for measures notified under the Agreement on Technical Barriers to Trade; "AD" for Anti-Dumping measures; "CV" for countervailing duties; "SG" for Safeguard measures; "STE" for State Trading Enterprises; "QR" for Quantitative Restrictions; and "LIC" for import licensing procedures.
<b>Initiation/ notification</b>	Date of initiation or notification of the measure.
<b>In force</b>	Date of entry into force of the measure (if any) as it appears in the relevant notification.
<b>Measure description</b>	Summarized description of the measure based on the information in the relevant notification.
<b>Product description</b>	Summarized description of the product covered by the measure based on the information in the relevant notification.
<b>Source</b>	Document number of the relevant notification(s).

**Chart 3.13: Number of other non-tariff measures applicable to cotton, per type of measure (1 January 2012 to 16 October 2020)**



<sup>36</sup> Members raised concern regarding the TBT measure applied by China as notified in G/TBT/N/CHN/1211 at the TBT Committee meeting of 8-9 November 2017. Refer to TBT IMS ID 545 and paragraphs 2.7-2.14 in G/TBT/M/73 for more details.

Member	Partner affected	Notif. req.	Initiation/ Notification	In force	Measure description	Product description	Source
Peru	All Members	TBT	07/04/2020		Reglamento Interno Sectorial sobre Seguridad de la Biotecnología para el Desarrollo de Actividades con Organismos Vivos Modificados para el Sector Agrario (Sectoral internal regulation on biotechnology safety for activities involving living modified organisms for the agricultural sector) (58 pages, in Spanish)	... Section XI (chapters 50 to 53: textiles)	G/TBT/N/PER/121
Brazil	All Members	SPS	09/04/2020		Draft resolution number 800, 26 March 2020, regarding the active ingredient T48 - TIAMETOXAM (thiamethoxam) of the Monograph List of Active Ingredients for Pesticides, Household Cleaning Products and Wood Preservers, published by Resolution - RE no. 165 of 29 August 2003, on the Brazilian Official Gazette (DOU - Diário Oficial da União) of 2 September 2003	HS Code(s): 52; ICS Code(s): 13, 65	G/SPS/N/BRA/1651, G/SPS/N/BRA/1651/Add.1
Brazil	All Members	SPS	09/04/2020		Draft resolution number 801, 26 March 2020, regarding the active ingredient L05 - LUFENURON (lufenuron) of the Monograph List of Active Ingredients for Pesticides, Household Cleaning Products and Wood Preservers, published by Resolution - RE no. 165 of 29 August 2003, on the Brazilian Official Gazette (DOU - Diário Oficial da União) of 2 September 2003	HS Code(s): 52; ICS Code(s): 13, 65	G/SPS/N/BRA/1652, G/SPS/N/BRA/1652/Add.1
Brazil	All Members	SPS	27/07/2020		Draft resolution number 870, 10 July 2020, regarding the active ingredient T46 - TETRACONAZOL (tetraconazole) of the Monograph List of Active Ingredients for Pesticides, Household Cleaning Products and Wood Preservers, published by Resolution - RE no. 165 of 29 August 2003, on the Brazilian Official Gazette (DOU - Diário Oficial da União) of 2 September 2003	HS Code(s): 52, 09; ICS Code(s): 13, 65	G/SPS/N/BRA/1736
Brazil	All Members	SPS	27/07/2020		Draft resolution number 871, 10 July 2020, regarding the active ingredient T14-TIOFANATO-METÍLICO (thiophanate-methyl) of the Monograph List of Active Ingredients for Pesticides, Household Cleaning Products and Wood Preservers, published by Resolution - RE no. 165 of 29 August 2003, on the Brazilian Official Gazette (DOU - Diário Oficial da União) of 2 September 2003	HS Code(s): 52, 09; ICS Code(s): 13, 65	G/SPS/N/BRA/1737
Brazil	All Members	SPS	02/10/2020		Draft resolution number 921, 18 September 2020, regarding the active ingredient C32 - CLETODIM (clethodim) of the Monograph List of Active Ingredients for Pesticides, Household Cleaning Products and Wood Preservers, published by Resolution - RE no. 165 of 29 August 2003, on the Brazilian Official Gazette (DOU - Diário Oficial da União) of 2 September 2003	HS Code(s): 52, 1201, 080450, 070820; ICS Code(s): 13, 65	G/SPS/N/BRA/1783
Brazil	All Members	SPS	02/10/2020		Draft resolution number 922, 18 September 2020, regarding the active ingredient M02 - MANCOZEBE (mancozeb) of the Monograph List of Active Ingredients for Pesticides, Household Cleaning Products and Wood Preservers, published by Resolution - RE no. 165 of 29 August 2003, on the Brazilian Official Gazette (DOU - Diário Oficial da União) of 2 September 2003	HS Code(s): 52, 1001, 1002, 1003, 1004, 100820, 07133500, 07133990, 07136000, 07133100, triticales; ICS Code(s): 13, 65	G/SPS/N/BRA/1784

Member	Partner affected	Notif. req.	Initiation/ Notification	In force	Measure description	Product description	Source
Brazil	All Members	SPS	22/10/2019		Draft resolution number 728, 14 October 2019, regarding the active ingredient A18 - ABAMECTINA of the Monograph List of Active Ingredients for Pesticides, Household Cleaning Products and Wood Preservers, published by Resolution - RE no. 165 of 29 August 2003, on the Brazilian Official Gazette (DOU - Diário Oficial da União) of 2 September 2003	HS Code(s): 52, 071010, 200830, 08011, 0603, 07133, 080420, 080810, 080720, 0804, 08071, 081010, 200840, 080930, 070960, 1201, 0806, 071140, 070810, 0702, 09, 28099910; ICS Code(s): 13, 65	G/SPS/N/BRA/1580
Brazil	All Members	SPS	13/12/2019		Draft resolution number 732, 22 October 2019, regarding the active ingredient C36 - CIPROCONAZOL (cyproconazole) of the Monograph List of Active Ingredients for Pesticides, Household Cleaning Products and Wood Preservers, published by Resolution - RE no. 165 of 29 August 2003, on the Brazilian Official Gazette (DOU - Diário Oficial da União) of 2 September 2003	HS Code(s): 100700, 52, 1006; ICS Code(s): 13, 65	G/SPS/N/BRA/1585
Mexico	Greece	SPS	20/12/2019		Requisitos fitosanitarios para la importación a México de semilla de algodón ( <i>Gossypium hirsutum</i> L.) originaria y procedente de Grecia (Phytosanitary requirements governing the importation into Mexico of cotton ( <i>Gossypium hirsutum</i> L.) seeds originating in and coming from Greece)	Cotton ( <i>Gossypium hirsutum</i> L.) seeds originating in and coming from Greece	G/SPS/N/MEX/376
Brazil	All Members	SPS	07/01/2020		Draft resolution number 754, 16 December 2019, regarding the active ingredient F32 - FENOXAPROPE-P (fenoxaprop-P) of the Monograph List of Active Ingredients for Pesticides, Household Cleaning Products and Wood Preservers, published by Resolution - RE no. 165 of 29 August 2003, on the Brazilian Official Gazette (DOU - Diário Oficial da União) of 2 September 2003	HS Code(s): 52, 1001; ICS Code(s): 13, 65	G/SPS/N/BRA/1604
Brazil	All Members	SPS	07/01/2020		Draft resolution number 756, 16 December 2019, regarding the active ingredient F47 - FLUAZINAM (fluazinam) of the Monograph List of Active Ingredients for Pesticides, Household Cleaning Products and Wood Preservers, published by Resolution - RE no. 165 of 29 August 2003, on the Brazilian Official Gazette (DOU - Diário Oficial da União) of 2 September 2003	HS Code(s): 52, 071220; ICS Code(s): 13, 65	G/SPS/N/BRA/1606
Brazil	All Members	SPS	09/04/2020		Draft resolution number 800, 26 March 2020, regarding the active ingredient T48 - TIAMETOXAM (thiamethoxam) of the Monograph List of Active Ingredients for Pesticides, Household Cleaning Products and Wood Preservers, published by Resolution - RE no. 165 of 29 August 2003, on the Brazilian Official Gazette (DOU - Diário Oficial da União) of 2 September 2003	HS Code(s): 52; ICS Code(s): 13, 65	G/SPS/N/BRA/1651 G/SPS/N/BRA/1651/Add.1
Brazil	All Members	SPS	09/04/2020		Draft resolution number 801, 26 March 2020, regarding the active ingredient L05 - LUFENUROM (lufenuron) of the Monograph List of Active Ingredients for Pesticides, Household Cleaning Products and Wood Preservers, published by Resolution - RE no. 165 of 29 August 2003, on the Brazilian Official Gazette (DOU - Diário Oficial da União) of 2 September 2003	HS Code(s): 52; ICS Code(s): 13, 65	G/SPS/N/BRA/1652 G/SPS/N/BRA/1652/Add.1

Member	Partner affected	Notif. req.	Initiation/ Notification	In force	Measure description	Product description	Source
Peru	Mexico	SPS	19/06/2020		The notified draft Directorial Resolution sets out phytosanitary requirements governing the importation into Peru of uncarded and uncombed cotton fibre ( <i>Gossypium</i> spp.) originating in and coming from Mexico, following the completion of the relevant pest risk analysis	Cotton fibre, not carded or combed (< 0 = 22.22 mm); 5201.00.30.00 Cotton fibre, not carded or combed (>22.22 mm = 0 < 28.57 mm); 5201.00.20.00 Cotton fibre, not carded or combed (>28.57 mm = 0 < 34.92 mm); 5201.00.10.00 Cotton fibre, not carded or combed (>34.92 mm)	G/SPS/N/PER/879
Brazil	All Members	SPS	05/06/2019		Draft resolution number 645, 21 May 2019, regarding the active ingredient F72 – FLUOPIRAM of the Monograph List of Active Ingredients for Pesticides, Household Cleaning Products and Wood Preservers, published by Resolution - RE no. 165 of 29 August 2003, on the Brazilian Official Gazette (DOU - Diário Oficial da União) of 2 September 2003	HS Code(s): 070820, 071010, 0901, 1005, 120100, 120720, 1507, 170111, 52; ICS Code(s): 13, 65	G/SPS/N/BRA/1519
United States	All Members	SPS	27/08/2019		Fluoxastrobin; Pesticide Tolerances. Final Rule	Cotton, gin by-products; Cotton, undelinted seed	G/SPS/N/USA/3098
Brazil	All Members	SPS	17/09/2019		Draft resolution number 696, 23 August 2019, regarding the active ingredient C18 - CLOROTALONIL (chlorothalonil) of the Monograph List of Active Ingredients for Pesticides, Household Cleaning Products and Wood Preservers, published by Resolution - RE no. 165 of 29 August 2003, on the Brazilian Official Gazette (DOU - Diário Oficial da União) of 2 September 2003	HS Code(s): 52; ICS Code(s): 13, 65	G/SPS/N/BRA/1559
Brazil	All Members	SPS	25/09/2019		Draft resolution number 721, 16 September 2019, regarding the active ingredient P46 – PIRACLOSTROBINA (pyraclostrobin) of the Monograph List of Active Ingredients for Pesticides, Household Cleaning Products and Wood Preservers, published by Resolution - RE no. 165 of 29 August 2003, on the Brazilian Official Gazette (DOU - Diário Oficial da União) of 2 September 2003	HS Code(s): 0706, 071320, 071340, 08011, 120710, 52, 071010, 071410, 080450, 06, 0603, 0604, 081090, 08105000, 08109090, 17029040000, 07143000, 0714900011, 07133500, 08026000, 08028000, 0810909050, 08109090, acai, cupuacu, guarana; ICS Code(s): 13, 65	G/SPS/N/BRA/1577
Brazil	All Members	SPS	23/01/2019		Draft resolution number 590, 21 January 2019, regarding the active ingredient P46 - PIRACLOSTROBINA of the Monograph List of Active Ingredients for Pesticides, Household Cleaning Products and Wood Preservers, published by Resolution - RE no. 165 of 29 August 2003, on the Brazilian Official Gazette (DOU - Diário Oficial da União) of 2 September 2003	HS Code(s): 080430, 081050, 080450, 0801, 52, 100300; ICS Code(s): 13, 65	G/SPS/N/BRA/1469
Brazil	All Members	SPS	24/01/2019		Draft resolution number 589, 21 January 2019, regarding the active ingredient F68 - FLUXAPIROXADE of the Monograph List of Active Ingredients for Pesticides, Household Cleaning Products and Wood Preservers, published by Resolution - RE no. 165 of 29 August 2003, on the Brazilian Official Gazette (DOU - Diário Oficial da União) of 2 September 2003	HS Code(s): 071420, 080430, 081050, 121291, 091010, 071410, 0706, 071320, 071340, 060230, 0907, 330121, 0801, 071010, 070610, 080450, 52; ICS Code(s): 13, 65	G/SPS/N/BRA/1468



Member	Partner affected	Notif. req.	Initiation/ Notification	In force	Measure description	Product description	Source
Brazil	All Members	SPS	13/03/2019		Draft resolution number 613, 28 February 2019, regarding the active ingredient G01 - GLYPHOSATE of the Monograph List of Active Ingredients for Pesticides, Household Cleaning Products and Wood Preservers, published by Resolution - RE no. 165 of 29 August 2003, on the Brazilian Official Gazette (DOU - Diário Oficial da União) of 2 September 2003	HS Code(s): 52, 0809, 1006, 0803, 18, 09, 1212, 0805, 08011, 24, 0808, 080720, 071040, 1201, 1001, 0806; ICS Code(s): 13, 65	G/SPS/N/BRA/1487
Brazil	All Members	SPS	26/03/2019		Draft resolution number 629, 14 March 2019, regarding the active ingredient F24 - FENPROPIMORFE (fenpropimorph) of the Monograph List of Active Ingredients for Pesticides, Household Cleaning Products and Wood Preservers, published by Resolution - RE no. 165 of 29 August 2003, on the Brazilian Official Gazette (DOU - Diário Oficial da União) of 2 September 2003	HS Code(s): 5201; ICS Code(s): 13, 65	G/SPS/N/BRA/1495
Peru	Turkey	SPS	23/05/2018		Proyecto de Resolución Directoral para el establecimiento de requisitos fitosanitarios de necesario cumplimiento en la importación de algodón fibra sin peinar ni cardar ( <i>Gossypium</i> spp.) origen y procedencia Turquía (Draft Directorial Resolution establishing the mandatory phytosanitary requirements governing the importation into Peru of uncarded and uncombed cotton fibre ( <i>Gossypium</i> spp.) originating in and coming from Turkey)	HS code: 5201.00.90.00 Cotton fibre, not carded or combed (< or = 22.22 mm); 5201.00.30.00 Cotton fibre, not carded or combed (>22.22 mm = or < 28.57 mm);  5201.00.20.00 Cotton fibre, not carded or combed (>28.57 mm = or < 34.92 mm); 5201.00.10.00 Cotton fibre, not carded or combed (>34.92 mm)	G/SPS/N/PER/767
India	All Members	TBT	20/08/2018		Cotton Bales (Quality Control) Order, 2018.	Cotton Bales ITC HS Sub heading 5201	G/TBT/N/IND/84
Brazil	All Members	SPS	24/10/2017		Draft resolution (Consulta Publica) number 402, 3 October 2017, regarding the active ingredient C70 - CHLORANTRANILIPROLE of the monograph list of active ingredients for pesticides, household cleaning products and wood preservers, published by Resolution - RE no. 165 of 29 August 2003, on the Brazilian Official Gazette (DOU - Diário Oficial da União) of 2 September 2003	HS Code(s): 52; ICS Code(s): 13, 65	G/SPS/N/BRA/1307
Brazil	All Members	SPS	24/11/2017		Draft resolution (Consulta Publica) number 415, 7 November 2017, regarding the active ingredient F70 - FLUENSULFONE of the monograph list of active ingredients for pesticides, household cleaning products and wood preservers, published by Resolution - RE no. 165 of 29 August 2003, on the Brazilian Official Gazette (DOU - Diário Oficial da União) of 2 September 2003	HS Code(s): 52, 07, 09, 12, 08; ICS Code(s): 13, 65	G/SPS/N/BRA/1315
United States	All Members	SPS	13/12/2017		Tebufenozide; Pesticide Tolerance Actions. Final Rule	Almond, hulls; Apple, dry pomace; Apple, wet pomace; Bushberry, subgroup 13-07B; Brassica, head and stem, subgroup 5A; Brassica, leafy greens, subgroup 5B; Canola, refined oil; Canola, seed; Caneberry, subgroup 13-07A; Citrus, oil; Cotton; Cotton, gin byproducts; Cranberry; Fruit, citrus,	G/SPS/N/USA/2972

Member	Partner affected	Notif. req.	Initiation/ Notification	In force	Measure description	Product description	Source
						group 10-10; Fruit, pome; Fruit, pome, group 11-10; Grape; Kiwifruit; Leaf petioles subgroup 4B; Leafy greens subgroup 4A; Nut, tree, group 14-12; Peppermint, tops; Spearmint, tops; Sugarcane, cane; Sugarcane, molasses; Turnip, greens; Turnip, roots; Vegetable, fruiting, group 8-10; Vegetable, tuberous and corn, except potato, subgroup 1D	
Brazil	All Members	SPS	11/01/2018		Draft resolution (Consulta Publica) number 436, 4 December 2017, regarding the active ingredient H07 - HALOXYFOP-P of the monograph list of active ingredients for pesticides, household cleaning products and wood preservers, published by Resolution - RE no. 165 of 29 August 2003, on the Brazilian Official Gazette (DOU - Diário Oficial da União) of 2 September 2003	HS Code(s): 10, 08, 52, 12; ICS Code(s): 13, 65	G/SPS/N/BRA/1341
Brazil	All Members	SPS	28/02/2018		Draft resolution (Consulta Publica) number 474, 20 February 2018, regarding the active ingredient F69 - FLUPYRADIFURONE of the monograph list of active ingredients for pesticides, household cleaning products and wood preservers, published by Resolution - RE no. 165 of 29 August 2003, on the Brazilian Official Gazette (DOU - Diário Oficial da União) of 2 September 2003	HS Code(s): 07, 52, 12, 08; ICS Code(s): 13, 65	G/SPS/N/BRA/1367
China	All Members	TBT	18/07/2017		According to the Special Actions of Strengthening the Supervision and Strictly Striking of Illegal "Foreign Garbage" by the General Administration of Customs of China, Ministry of Environmental Protection of China, Ministry of Public Security of China and General Administration of Quality Supervision, Inspection and Quarantine of China, as well as the Special Actions of Striking of the Illegal Actions of Imported Solid Waste Processing and Utilizing Sectors by Ministry of Environmental Protection of China, we found that large amounts of dirty wastes or even hazardous wastes are mixed in the solid waste that can be used as raw materials. This polluted China's environment seriously. To protect China's environmental interests and people's health, we urgently adjust the imported solid wastes list, and forbid the import of solid wastes that are highly polluted. Protection of human health or safety; Protection of animal or plant life or health; Protection of the environment	...Waste textile materials: 5202100000; 5202910000; 5202990000; ...	G/TBT/N/CHN/1211

Member	Partner affected	Notif. req.	Initiation/ Notification	In force	Measure description	Product description	Source
Brazil	All Members	TBT	30/08/2017		Ordinance No. 221, 23 August 2017 (Portaria no. 221, de 23 de agosto de 2017)	Textiles & Textile Articles – HS: (Chapter 50 - Silk, including yarns and woven fabric; Chapter 51 - Wool & animal hair, including yarn & woven fabric; Chapter 52 - Cotton, including yarn and woven fabric; Chapter 53 - Other vegetable textile fibres)	G/TBT/N/BRA/740
Brazil	All Members	SPS	30/08/2017		Draft resolution (Consulta Publica) number 380, 22 August 2017, regarding the active ingredient D11 - DICAMBA of the monograph list of active ingredients for pesticides, household cleaning products and wood preservers, published by Resolution - RE no. 165 of 29 August 2003, on the Brazilian Official Gazette (DOU - Diário Oficial da União) of 2 September 2003 Inclusion of cotton culture with MRL of 0.04 mg/kg and safety security period "not determined due to the mode of use", inclusion of Genetically Modified Cotton with MRL of 0.04 mg/kg and safety security period of 113 days and inclusion of Genetically Modified Soybean with MRL of 4.0 mg/kg and safety security period of 70 days, all for post emergency use (application) for the active ingredient D11 - DICAMBA in the Relation of Monographies of Active Ingredients of Pesticides, Household Cleaning Products and Wood Preservers	HS codes 52, 12	G/SPS/N/BRA/1289
United States	All Members	SPS	19/07/2017		Difenoconazole; Pesticide Tolerances Final Rule Federal Register, Volume 82 Issue 134 (Friday, 14 July 2017). This regulation establishes tolerances for residues of difenoconazole in or on cottonseed subgroup 20C; rice, grain; and rice, wild, grain. It also amends the existing tolerance for cotton, gin by-products, and removes the tolerance for cotton, undelinted seed. Syngenta Crop Protection, LLC requested these tolerances under the Federal Food, Drug, and Cosmetic Act (FFDCA)	Cotton, cottonseed subgroup 20C; rice, grain; and rice, wild, grain	G/SPS/N/USA/2939
United States	All Members	SPS	17/05/2017		Tioxazafen; Pesticide Tolerances, Final Rule	Cotton, gin by-products	G/SPS/N/USA/2919
Dominican Republic	All Members	SPS	16/05/2017		Resolución No. 34-2016, que regula uso de ciertas moléculas de plaguicidas en vegetales y frutas (Resolution No. 34-2016 regulating the use of certain pesticide molecules on vegetables and fruit). The notified Resolution provides for the following: the insecticide acephate is declared to be of restricted use. it is permitted for cotton... The notified Resolution partially replaces Resolution No. 61-2011	Cotton	G/SPS/N/DOM/69
United States	All Members	SPS	7/11/2016		Fluridone; Pesticide Tolerances, Final Rule. This regulation establishes a tolerance for residues of fluridone in or on cotton gin by-products	Cotton, gin by-products	G/SPS/N/USA/2908

Member	Partner affected	Notif. req.	Initiation/ Notification	In force	Measure description	Product description	Source
United States	All Members	SPS	4/11/2016		Receipt of a Pesticide Petition Filed for Residues of Pesticide Chemicals in or on Various Commodities, Notice of Filing of Petition and Request for Comment. This document announces the Agency's receipt of an initial filing of a pesticide petition requesting the establishment of a tolerance for residues of the herbicide 2,4-D in or on cotton, gin by-products at 1.5 parts per million (ppm), and cotton, undelinted seed at 0.8 ppm	Cotton, gin by-products	G/SPS/N/USA/2905
Russian Federation	All countries that are a party to the Basel Convention	LIC	5/10/2016		The Russian Federation manages its obligations for hazardous waste controlled by the Basel Convention for the Control of Trans-boundary Movements of Hazardous Waste and their Disposal (Basel Convention) through the Common List of Goods that are subject of import/export prohibitions or restrictions in trade with third countries (Decision of the Board of the Eurasian Economic Commission No. 30 "About measures of non-tariff regulation" of 21 April 2015) (Annex 2.3)	Hazardous waste (Ex 5202 10 000 0)	G/LIC/N/3/RUS/3
Brazil		LIC	30/08/2016		Most import licensing is statutorily required. For most goods mentioned in the relevant legislative texts, legal coverage is defined within and is not subjected to administrative discretion. Statutorily required licensing cannot be abolished without legislative approval. Other products are left to administrative discretion. The list of products subject to licensing is available at the Ministry of Industry, Foreign Trade and Services website: <a href="http://www.mdic.gov.br/comercio-exterior/importacao/tratamento-administrativo-de-importacao">http://www.mdic.gov.br/comercio-exterior/importacao/tratamento-administrativo-de-importacao</a>	Cotton	G/LIC/N/1/BRA/7 & Corr.1
Brazil		LIC	30/08/2016		The lists of products subject to import licensing are available at the SISCOMEX website <a href="http://www.portalsiscomex.gov.br/">http://www.portalsiscomex.gov.br/</a> , and may be found as well on Brazil's Ministry of Industry, Foreign Trade and Services (MDIC) website <a href="http://www.mdic.gov.br/comercio-exterior/importacao/tratamento-administrativo-de-importacao">http://www.mdic.gov.br/comercio-exterior/importacao/tratamento-administrativo-de-importacao</a> . Whenever an import license is required, applications for both automatic and non-automatic import licensing are achieved using Brazil's Foreign Trade Integrated System (SISCOMEX). SISCOMEX is Brazil's ongoing single window initiative, a work still in progress, to which all other online and offline import-related procedures are converging	Cotton	G/LIC/N/2/BRA/7
Brazil	All origins	LIC	25/08/2016		As a rule, the Brazilian import regime does not require licensing. For some products, automatic import licensing and non-automatic import licensing are managed through the Foreign Trade Integrated System (SISCOMEX). All import licenses must be required through Portal Siscomex. The administrative procedures are electronic-based, so as to make the process more efficient and faster	Cotton	G/LIC/N/3/BRA/11

Member	Partner affected	Notif. req.	Initiation/ Notification	In force	Measure description	Product description	Source
Honduras	All countries	LIC	12/08/2016		Import permits are required to ensure that plants, plant products and by-products, and products and inputs for agricultural use have been inspected via the proper procedures and do not constitute a potential risk as carriers of pests or diseases	Cotton and cotton products	G/LIC/N/3/HND/10
Brazil	All countries	TBT	27/07/2016	1/03/2017	Technical regulation establishing the quality requirements, sampling presentation, marking, labelling aspects relating to the cotton classification	HS: Chapter 52 - Cotton	G/TBT/N/BRA/683
Kazakhstan	All countries that are parties to the Basel Convention	LIC	29/06/2016		The Republic of Kazakhstan manages its obligations for hazardous waste controlled by the Basel Convention for the Control of Trans-boundary Movements of Hazardous Waste and their Disposal (Basel Convention) through the Common List of Goods that are Subject to Non-tariff Measures in Trade with Third Countries (Decision of the Collegium of the Eurasian Economic Commission No. 30 "On Measures of Non-tariff Regulation" of 21 April 2015, Annex 2.3)	Ex 5202 10 000 0 - Wastes in the form of spinning down	G/LIC/N/3/KAZ/1 & Corr.1
Malaysia	All countries, with the exception of countries in the American Tropics and countries endemic to disease of plants of the palmae family	LIC	18/02/2016		The Plant Quarantine Act 1976 amends and consolidates the laws relating to the control, prevention and eradication of agricultural pests, noxious plants and plant disease and to extend co-operation in the control of the movement of pests in international trade for matters connected therewith. The Plant Quarantine Regulations 1981 were made pursuant to Section 23 of the Plant Quarantine Act 1976. It stipulates the requirement which must be met for the entry of plants, growing media, organic fertilizers, soil, living or dead organisms including micro-organism and any hosts of plant pest and/or carrier of plant pests into Malaysia, and at the same time for the prevention of entry of pests of quarantine importance into the country	Cotton ( <i>Gossypium hirsutum</i> )	G/LIC/N/3/MYS/11
China	All Members	TBT	28/10/2015		National Standard of the P.R.C., Conventional Moisture Regains of Textiles	Textile materials (HS: 50010010-50079090, 51011100-51130000, 52010000-52122500, 53011000-53110090, 54011010-54083400, 55011000-55169400, 56011000-56090000, 58011000-58110090, 59011010-59119000, 60011000-60069000, 61012000-61179000, 62011100-62179000)	G/TBT/N/CHN/1151 G/TBT/N/CHN/1151/Suppl.1
Pakistan	India	AD	20/08/2015		Anti-dumping	Cotton yarn 55.5 and above	G/ADP/N/280/PAK

Member	Partner affected	Notif. req.	Initiation/ Notification	In force	Measure description	Product description	Source
Brazil	All Members	SPS	23/06/2015		Draft resolution regarding the active ingredient Q05.2 QUIZALOFOP-P-TEFURYL of the monograph list of active ingredients for pesticides, household cleaning products and wood preservers, published by Resolution - RE no. 165 of 29 August 2003, Brazilian Official Gazette (DOU Diário Oficial da União) of 2 September 2003	Post-emergency application in cultures of cotton (0.1mg/kg safety security period of 30 days) (...)	G/SPS/N/BRA/1048
Brazil	All Members	SPS	23/06/2015		Draft resolution regarding the active ingredient I18 ISOXAFLUTOLE of the monograph list of active ingredients for pesticides, household cleaning products and wood preservers, published by Resolution - RE no. 165 of 29 August 2003, Brazilian Official Gazette (DOU Diário Oficial da União) of 2 September 2003	Post-emergency application in cultures of cotton (0.01mg/kg safety security period of 97 days) (...)	G/SPS/N/BRA/1049
Peru	United States	SPS	22/06/2015		The draft phytosanitary requirements governing the importation into Peru of cotton gin waste (linters) originating in and coming from the United States are being submitted for public consultation following the completion of the relevant technical report	HS tariff subheading 5202.99.00.00: Cotton (Gossypium spp.) gin waste (linters)	G/SPS/N/PER/613
Brazil	All Members	SPS	22/05/2015		Draft resolution regarding the active ingredient G05 GLUFOSINATE of the monograph list of active ingredients for pesticides, household cleaning products and wood preservers, published by Resolution - RE no. 165 of 29 August 2003, Brazilian Official Gazette (DOU Diário Oficial da União) of 2 September 2003	Post-emergency application in cultures of (...) cotton (0.5mg/kg safety security period of 28 days), cotton (0.5mg/kg safety security period to the culture of genetically modified cotton, which express resistance to glufosinate, is of 116 days, when the pesticide is applied in post-emergency of the culture and of the weeds), (...) Desiccant application in cultures of cotton (0.5mg/kg safety security period of 28 days), (...)	G/SPS/N/BRA/1044
Brazil	All Members	SPS	12/05/2015		Draft resolution regarding the active ingredient C32 CLETHODIM of the monograph list of active ingredients for pesticides, household cleaning products and wood preservers, published by Resolution - RE no. 165 of 29 August 2003, Brazilian Official Gazette (DOU Diário Oficial da União) of 2 September 2003. Inclusion of cultures of sunflower (0.05mg/kg safety security period of 53 days), apple and grape (0.05mg/kg safety security period of 23 days), inclusion of cultures of sweet potato, yacon potato, beet, yams, ginger, cocoyam, arracacha, turnip and radish (0.5mg/kg safety security period of 180 days); and inclusion of cultures of eggplant, scarlet eggplant, pepper, green pepper and okra (0.5mg/kg safety security period of 20 days), all in post-emergency application	Post-emergency application in cultures of cotton (0.5mg/kg safety security period of 50 days), (...)	G/SPS/N/BRA/1031
China	All Members	QR	8/04/2015	31/12/2014	Export quota, licensing and state trading administration	Cotton (ex5201, ex5203)	G/MA/QR/N/CHN/3
United States	All Members	SPS	13/03/2015	20/02/2015	This regulation establishes tolerances for residues of dimethenamid in or on cottonseed subgroup 20C and cotton, gin by-products	Cotton, gin byproducts; Cottonseed subgroup 20C	G/SPS/N/USA/2740

Member	Partner affected	Notif. req.	Initiation/ Notification	In force	Measure description	Product description	Source
Brazil	All Members	TBT	5/02/2015		Draft technical regulation setting up official standard classification, quality, marking and labelling requirements, sampling procedures, method of presentation etc. related to the product (cotton) classification. It revises the Ordinance No. 63, 5 December 2002 (Instrução Normativa SDA/MAPA/No. 63 de 5 de Dezembro de 2002), notified under the document G/TBT/N/BRA/78, 21 January 2003	HS: Chapter 52 – Cotton	G/TBT/N/BRA/78/Rev.1
China	All Members	LIC	22/01/2015		Import tariff-rate quotas	(...) Cotton (...)	G/LIC/N/3/CHN/13
Brazil	Sudan	SPS	7/01/2015	18/12/2014	The notified document approves the phytosanitary requirements for the importation of threshed cotton fibre ( <i>Gossypium hirsutum</i> ) (Category 2, Class 10) produced in Sudan, in accordance with the results of a pest risk analysis	Threshed cotton fibre ( <i>Gossypium hirsutum</i> ) (Category 2, Class 10)	G/SPS/N/BRA/1011
Malaysia	All Members	LIC	6/11/2014	1/01/2015	The Plant Quarantine Regulations 1981 were made pursuant to Section 23 of the Plant Quarantine Act 1976. It stipulates the requirement which must be met for the entry of plants, growing media, organic fertilizers, soil, living or dead organisms including micro-organism and any hosts of plant pest and/or carrier of plant pests into Malaysia, and at the same time for the prevention of entry of pests of quarantine importance into the country. Under the Plant Quarantine Regulations 1981, an import permit is imposed for the importation of the following (...) - Importation of all commodities as listed below for processing or consumption from All Countries except from countries endemic to South American Leaf Blight, countries endemic to disease of plants of Palmae and countries endemic from Khapra Beetle ( <i>Trogoderma granarium</i> ) commencing 1 January 2015, (...) Cotton ( <i>Gossypium hirsutum</i> ) (...)	(...) Cotton ( <i>Gossypium hirsutum</i> ) (...)	G/LIC/N/3/MYS/10
Turkey	United States	AD	18/10/2014	17/04/2016	Definitive duty of 3%	Cotton; 5201	G/ADP/N/286/TUR
Brazil	All Members	SPS	13/10/2014		Draft resolution regarding the active ingredient F23 FLUAZIFOP-P of the monograph list of active ingredients for pesticides, household cleaning products and wood preservers, published by Resolution - RE no. 165 of 29 August 2003, Brazilian Official Gazette (DOU Diário Oficial da União) of 2 September 2003 (...)	Post-emergency application in cultures of lettuce (0.05mg/kg, safety security period of 28 days), cotton (0.04mg/kg, safety security period of 60 days) (...)	G/SPS/N/BRA/989
Brazil	All Members	SPS	13/10/2014		Draft resolution regarding the active ingredient G05 - GLUFOSINATE of the monograph list of active ingredients for pesticides, household cleaning products and wood preservers, published by Resolution - RE no. 165 of 29 August 2003, Brazilian Official Gazette (DOU Diário Oficial da União) of 2 September 2003 (...)	Post-emergency application in cultures of (...) cotton (0.5mg/kg, safety security period of 28 days), cotton (0.5mg/kg, the safety security period to the culture of the genetically modified cotton, which manifests resistance to the glufosinate, is of 116 days, when the pesticide is applied in post-emergency of culture and weeds) (...) Desiccant application in cultures of cotton (0.5mg/kg, safety security period of 28 days) (...)	G/SPS/N/BRA/986

Member	Partner affected	Notif. req.	Initiation/ Notification	In force	Measure description	Product description	Source
Brazil	All Members	SPS	13/10/2014		Draft resolution regarding the active ingredient G01 - GLYPHOSATE of the monograph list of active ingredients for pesticides, household cleaning products and wood preservers, published by Resolution - RE no. 165 of 29 August 2003, Brazilian Official Gazette (DOU Diário Oficial da União) of 2 September 2003 (...)	Post-emergency application in cultures of cotton (3.0mg/kg, safety security period to the culture of cotton is not determined when the pesticide is applied in post-emergency of the weeds and pre-emergency of the culture. The safety security period to the cultures of genetically modified cotton, which express resistance to the glyphosate, is of 130 days, when the pesticide is applied in post-emergency of the weeds and of the culture) (...)	G/SPS/N/BRA/981
Brazil	All Members	SPS	10/10/2014		Draft resolution regarding the active ingredient P01 - PARAQUAT of the monograph list of active ingredients for pesticides, household cleaning products and wood preservers, published by Resolution - RE no. 165 of 29 August 2003, Brazilian Official Gazette (DOU Diário Oficial da União) of 2 September 2003 (...)	Post-emergency application in cultures of (...) cotton (0.2mg/kg, safety security period of 7 days) (...) Desiccant application in cultures of cotton (0.2mg/kg, safety security period of 7 days) (...)	G/SPS/N/BRA/980
Brazil	All Members	SPS	8/10/2014		Draft resolution regarding the active ingredient F42 - FLUROXYPYR of the monograph list of active ingredients for pesticides, household cleaning products and wood preservers, published by Resolution - RE no. 165 of 29 August 2003, Brazilian Official Gazette (DOU Diário Oficial da União) of 2 September 2003 (...)	Post-emergency application in cultures of cotton (0.01mg/kg safety security period not determined due to the mode of use) (...)	G/SPS/N/BRA/973
United States	All Members	LIC	3/10/2014		Import permits are required for the importation of most plants and some plant products, to protect against the introduction of pests and diseases. Permits are also required for the import, export or re-export of terrestrial plants that are on the endangered species list	Cotton and cotton covers	G/LIC/N/3/USA/11
United States	All Members	SPS	7/08/2014		Amitraz, Carfentrazone-ethyl, Ethephon, Malathion, Mancozeb, <i>et al.</i> ; Proposed Tolerance Actions EPA is proposing to revoke certain tolerances for the fungicides spiroxamine and triflumizole, the herbicides carfentrazone-ethyl and quizalofop ethyl; the insecticides amitraz, oxamyl, propetamphos, and spinosad; and the plant growth regulators ethephon and mepiquat. In addition, EPA is proposing to revoke the tolerance on rice straw for multiple active ingredients. Also, EPA is proposing to modify certain tolerances for the fungicides mancozeb, thiram, and triflumizole; and the insecticide malathion. In addition, EPA is proposing to establish new tolerances for the fungicide mancozeb. Also, in accordance with current Agency practice, EPA is proposing to make minor revisions to the tolerance expression for malathion, mepiquat, and thiram	(...); Cotton, gin by-products; Cotton, undelinted seed; (...)	G/SPS/N/USA/2688



Member	Partner affected	Notif. req.	Initiation/ Notification	In force	Measure description	Product description	Source
Brazil	All Members	SPS	4/08/2014		Draft resolution regarding the active ingredient S-METOLACHLOR of the monograph list of active ingredients for pesticides, household cleaning products and wood preservers, published by Resolution - RE no. 165 of 29 August 2003, Brazilian Official Gazette (DOU Diário Oficial da União) of 2 September 2003 (...)	Pre-emergency application in cultures of cotton (0.2mg/kg safety security period not determined due to the mode of use) (...)	G/SPS/N/BRA/966
Brazil	All Members	SPS	4/08/2014		Draft resolution regarding the active ingredient CARFENTHAZONE-ETHYL of the monograph list of active ingredients for pesticides, household cleaning products and wood preservers, published by Resolution - RE no. 165 of 29 August 2003, Brazilian Official Gazette (DOU Diário Oficial da União) of 2 September 2003 (...)	Post-emergency application in cultures of cotton (0.1mg/kg safety security period of 8 days) (...)	G/SPS/N/BRA/965
Mexico	All Members	SPS	12/06/2014		Proyecto de Modificación a la Norma Oficial Mexicana NOM-026-FITO-1995, Por la que se establece el control de plagas del algodón (Draft Amendment to Mexican Official Standard NOM-026-FITO-1995: Establishing cotton plant pest controls) The notified Standard establishes the mandatory regulations to control and prevent the spread of pest populations: pink bollworm ( <i>Pectinophora gossypiella</i> Saunders) and cotton boll weevil ( <i>Anthonomus grandis</i> Boheman), which affect cotton, okra and kenaf crops; in addition to phytosanitary measures in order to prevent the spread of such pests to pest-free areas. (...)	Pink bollworm ( <i>Pectinophora gossypiella</i> Saunders) and cotton boll weevil ( <i>Anthonomus grandis</i> Boheman), which affect cotton, okra and kenaf crops	G/SPS/N/MEX/260
Malaysia	All Members	SPS	10/03/2014	1/07/2014	New Import Requirements for Importation of Plants, Plant Products and Regulated Articles into Malaysia 2014 Malaysia proposes to revise and implement new import requirements of plants, plant products and regulated articles into Malaysia following the gazette of Malaysian Quarantine and Inspection Services Act 2011. This Act requires that the importation of any plant into Malaysia shall require an import license. The commodities would also have to be accompanied by a phytosanitary certificate with additional declarations stating that appropriate treatment/measures have been applied prior to importation	Processed and dried for consumption soy bean ( <i>Glycine max</i> ), corn/maize grain ( <i>Zea mays</i> ), dried for consumption cocoa bean ( <i>Theobroma cacao</i> ), processed and dried for consumption coffee beans ( <i>Coffea Arabica</i> , <i>Robusta coffee</i> , <i>Coffea liberica</i> ), fresh/dried leaves tobacco ( <i>Nicotiana tabacum</i> ), fresh/raw dried cotton ( <i>Gossypium hirsutum</i> ) (...)	G/SPS/N/MYS/27
Canada	All Members	SPS	21/11/2013		Proposed Maximum Residue Limit: Chlorantraniliprole (PMRL2013-106). The objective of the notified document PMRL2013-106 is to consult on the listed domestic and import maximum residue limits (MRLs) for chlorantraniliprole that have been proposed by the Health Canada's Pest Management Regulatory Agency (PMRA). <u>MRL (ppm) Raw Agricultural Commodity (RAC) and/or Processed Commodity</u> (...) 0.3 Root and tuber vegetables (Crop Group 1)b, Cotton (Crop Subgroup 20C) <sup>c</sup> (...) <sup>c</sup> The currently established MRL of 0.3 ppm for undelinted cottonseed will be extended to Crop Subgroup 20C.	Pesticide chlorantraniliprole in or on various food commodities (ICS Codes: 65.020, 65.100, 67.040, 67.080, 67.100, 67.120, 67.200)	G/SPS/N/CAN/769 G/SPS/N/CAN/769/Add.1

Member	Partner affected	Notif. req.	Initiation/ Notification	In force	Measure description	Product description	Source
					ppm = parts per millionMRLs are proposed for each commodity included in the listed crop groupings in accordance with the Residue Chemistry Crop Groups webpage <a href="http://www.hc-sc.gc.ca/cps-spc/pest/part/protect-proteger/food-nourriture/rccg-gcpcr-eng.php">http://www.hc-sc.gc.ca/cps-spc/pest/part/protect-proteger/food-nourriture/rccg-gcpcr-eng.php</a> in the Pesticides and Pest Management section of Health Canada's website		
Mexico	Peru	SPS	21/10/2013		Pursuant to the Decision establishing the module of phytosanitary requirements for the importation of goods regulated by the Ministry of Agriculture, Livestock, Rural Development, Fisheries and Food, in relation to plant health ( <i>Acuerdo por el que se establece el módulo de requisitos fitosanitarios para la importación de mercancías reguladas por la Secretaría de Agricultura, Ganadería, Desarrollo Rural, Pesca y Alimentación, en materia de sanidad vegetal</i> ), published in the Mexican Official Journal on 7 February 2012, the phytosanitary requirements for the importation into Mexico of uncarded or uncombed cotton fibre ( <i>Gossypium barbadense</i> ) for processing, originating in and coming from Peru, established following the pest risk analysis or risk assessment, have been submitted for public comment	Cotton fibre ( <i>Gossypium barbadense</i> ), not carded or combed, for processing	G/SPS/N/MEX/241 G/SPS/N/MEX/241/Add.1
Brazil	All Members	SPS	12/07/2013		Draft Resolution no. 25 of 2 July 2013 Draft Resolution regarding the active ingredient Diflubenzuron to be included in the monograph list of active ingredients of pesticides, household cleaning products and wood preservers, including the use in the cultures of cotton (0.2mg/kg; safety period of 28 days), rice (0.1mg/kg; safety period of 70 days), citrus (0.2mg/kg; safety period of 30 days), corn (0.2mg/kg; safety period of 60 days), soybean (0.2mg/kg; safety period of 21 days), tomato (0.5mg/kg; safety period of 4 days) and wheat (0.5mg/kg; safety period of 30 days)	Active ingredient Diflubenzuron on cotton, rice, citrus, corn, soybean, tomato and wheat	G/SPS/N/BRA/883
United States	All Members	SPS	11/04/2013	27/03/2013	Abamectin; Pesticide Tolerances This regulation raises tolerances for residues of abamectin (also known as avermectin B1 a mixture of avermectins containing greater than or equal to 80% avermectin B1a (5-O-demethyl avermectin A1) and less than or equal to 20% avermectin delta-8,9-isomer) in or on cotton and strawberries	Cotton and strawberries	G/SPS/N/USA/2530
United States	All Members	SPS	5/03/2013	27/02/2013	Pyraflufen-ethyl; Pesticide Tolerances This regulation establishes tolerances for residues of pyraflufen-ethyl in or on multiple commodities which are identified and discussed later in this document. Nichino America, Inc. requested these tolerances under the Federal Food, Drug, and Cosmetic Act (FFDCA)	Almond, hulls; Cattle, fat; Cattle, meat; Cattle, meat by-products; Corn, field, forage; Corn, field, grain; Corn, field, stover; Cotton, gin by-products; Cotton, undelinted seed; (...)	G/SPS/N/USA/2523

Member	Partner affected	Notif. req.	Initiation/ Notification	In force	Measure description	Product description	Source
Brazil	All Members	SPS	29/10/2012		Draft Resolution no. 58 of 4 October 2012 Draft Resolution for the active ingredient Pymetrozine to be included in the monograph list of active ingredients of pesticides, household sanitizing products and wood preservers, including the use in the cultures of lettuce (MRL of 0.1 mg/kg and safety period of 7 days), cotton (MRL of 0.1 mg/kg and safety period of 7 days) (...)	Active ingredient P52 - Pymetrozine	G/SPS/N/BRA/837
Brazil	All Members	SPS	29/10/2012		Draft Resolution no. 59 of 4 October 2012 Draft Resolution for the active ingredient Zeta-Cypermethrin to be included in the monograph list of active ingredients of pesticides, household sanitizing products and wood preservers, including the use in the cultures of cotton (MRL of 0.05 mg/kg and safety period of 15 days) (...)	Active ingredient Z60 - Zeta-Cypermethrin	G/SPS/N/BRA/841
Brazil	All Members	SPS	29/10/2012		Draft Resolution no. 60 of 4 October 2012 Draft Resolution for the active ingredient Flumioxazin to be included in the monograph list of active ingredients of pesticides, household sanitizing products and wood preservers, including the use in the cultures of cotton (MRL of 0.05 mg/kg and safety period of 100 days)(...)	Active ingredient F46 - Flumioxazin	G/SPS/N/BRA/845
United States	All Members	SPS	8/10/2012	28/09/2012	Sulfoxaflor; Pesticide Tolerances for Emergency Exemptions This regulation establishes time-limited tolerances for residues of sulfoxaflor, N-methyloxido [1-[6-(trifluoromethyl)-3-pyridinyl]ethyl] [lambda]\4\-sulfanylidene] cyanamide, including its metabolites and degradates in or on cotton, undelinted seed; cotton, gin by-products; and cotton, hulls	Cotton	G/SPS/N/USA/2476
United States	All Members	SPS	10/09/2012	15/08/2012	Flutriafof; Pesticide Tolerances for Emergency Exemptions This regulation establishes time-limited tolerances for residues of flutriafof in or on cotton, undelinted seed; cotton, meal; cotton, refined oil; and cotton gin by-products. This action is in response to EPA's granting of an emergency exemption under section 18 of the Federal Insecticide, Fungicide, and Rodenticide Act (FIFRA) authorizing use of the pesticide on cotton. This regulation establishes a maximum permissible level for residues of flutriafof in or on cotton commodities. The time-limited tolerances expire on 31 December 2014	Cotton	G/SPS/N/USA/2451
China	All Members	TBT	23/07/2012		Administrative Measures on Inspection and Supervision of Imported Cotton (9 pages, in Chinese). These Measures specify the administrative measures of inspection and supervision on the quality of imported cotton	Imported cotton HS 5201000010, 5201000090	G/TBT/N/CHN/925
Peru	India	SPS	19/07/2012	19/10/2011	Resolución Directoral No. 34-2011-AG-SENASA-DSV (Directorial Resolution No. 34-2011-AG-SENASA-DSV). The notified Directorial Resolution lifts the phytosanitary measures suspending the issue of phytosanitary import permits for cotton ( <i>Gossypium</i> spp.) fibre, not carded or combed, originating in and coming from India	HS tariff subheadings 5201.00.90.00, 5201.00.30.00, 5201.00.20.00 and 5201.00.10.00: Cotton fibre, not carded or combed	G/SPS/N/PER/422

Member	Partner affected	Notif. req.	Initiation/ Notification	In force	Measure description	Product description	Source
Peru	India	SPS	19/07/2012	17/05/2012	Resolución Directoral No. 0012-2012-AG-SENASA-DSV (Directorial Resolution No. 0012-2012-AG-SENASA-DSV). The notified Directorial Resolution establishes the mandatory phytosanitary requirements governing the importation into Peru of cotton comber waste from India	HS tariff subheading 5202.99.00.00: Cotton comber waste	G/SPS/N/PER/428
China	All Members	TBT	18/07/2012		National Standard of the P.R.C., Cotton Part 1: Saw Ginned Upland Cotton (23 pages in Chinese). This standard specifies the quality requirements, classification criteria, test methods, inspection rules, inspection certificates, packages and marks, storage and transportation requirements etc. for saw ginned upland cotton. This standard applies to saw ginned upland cotton produced, purchased, processed, traded, stored and used in China	Cotton-upland cotton ICS: 59.060.10	G/TBT/N/CHN/921
China	All Members	TBT	18/07/2012		National Standard of the P.R.C., Cotton Part 2: Roller Ginned Upland Cotton (18 pages in Chinese). This standard specifies the quality requirements, classification criteria, test methods, inspection rules, inspection certificates, packages and marks, storage and transportation requirements etc. for roller ginned upland cotton. This standard applies to roller ginned upland cotton produced, purchased, processed, traded, stored and used in China	Cotton-upland cotton ICS: 59.060.10	G/TBT/N/CHN/922
Brazil	All Members	SPS	15/06/2012	6/08/2012	Draft Resolution on Azadirachtin This draft sanitary regulation modifies Resolution RE no. 165, 29 August 2003, by including in it the use of azadirachtin in the cultures of cotton, corn, soy and grape (Leaf application, LMR and safety period without restrictions)	Azadirachtin	G/SPS/N/BRA/814
United States	All Members	SPS	11/06/2012		Aldicarb; Cancellation Order for Amendments To Terminate Uses This notice announces EPA's order for the amendment to terminate uses, voluntarily requested by the registrant and accepted by the Agency, of products containing aldicarb, pursuant to section 6(f)(1) of the Federal Insecticide, Fungicide, and Rodenticide Act (FIFRA), as amended. This cancellation order follows an 7 October 2010 Federal Register Notice of Receipt of Request from the registrant, Bayer CropScience to voluntarily amend to terminate uses of the product, TEMIK[supreg] Brand 15G, containing aldicarb on citrus and potatoes effective immediately. The registrant also requested that EPA amend to terminate the remaining pesticide uses of this product on cotton, dry beans, peanuts, soybeans, sugar beets, and sweet potatoes, effective as of 31 December 2014. These are not the last products containing aldicarb registered for use in the United States. (...)	Multiple products	G/SPS/N/USA/2386

Member	Partner affected	Notif. req.	Initiation/ Notification	In force	Measure description	Product description	Source
United States	All Members	SPS	8/06/2012	14/05/2012	Penflufen; Pesticide Tolerances Tolerances are established for residues of the fungicide penflufen, including its metabolites and degradates, in or on the following commodities listed in the table. Compliance with the tolerance levels specified in the table is to be determined by measuring only penflufen N-[2-(1,3-dimethylbutyl)phenyl]-5-fluoro-1,3-dimethyl-1H-pyrazole-4-carboxamide, in or on the following commodities.  <u>Commodity</u> Alfalfa, forage Alfalfa, hay Cotton, gin by-products (...)  <u>Parts per million</u> 0.01 0.01 0.01	Multiple commodities	G/SPS/N/USA/2382
United States	All Members	SPS	8/06/2012	14/05/2012	Fluxapyroxad; Pesticide Tolerances Tolerances are established for residues of the fungicide fluxapyroxad, including its metabolites and degradates, in or on the commodities listed in the table below. Compliance with the tolerance levels specified below is to be determined by measuring only fluxapyroxad, 3-(difluoromethyl)-1-methyl-N-(3',4',5'-trifluoro[1,1'-biphenyl]-2-yl)-1H-pyrazole-4-carboxamide in or on the commodity.  <u>Commodity</u> Apple, wet pomace Beet, sugar Beet, sugar, dried pulp Beet, sugar, tops Cattle, fat Cattle, meat Cattle, meat by-products Corn, field, grain Corn, oil Corn, pop, grain Corn, sweet, kernels plus cobs with husks removed Cotton, gin by-products Cotton, undelinted seed (...)  <u>Parts per million</u> 2.0 0.1 0.1 7.0 0.05 0.01 0.03 0.01 0.03 0.01 0.15 0.01 0.01	Multiple commodities	G/SPS/N/USA/2383
Peru	United States	CV	2/06/2012		Countervailing	Cotton	G/SCM/N/242/PER G/SCM/N/250/PER
United States	All Members	SPS	10/05/2012	2/03/2012	Thiamethoxam; Pesticide Tolerances This regulation establishes tolerances for residues of thiamethoxam in or on multiple commodities. (a) General. Tolerances are established for residues of the insecticide thiamethoxam, including its metabolites and degradates, in or on the following commodities. Compliance with the tolerance levels specified below is to be determined by measuring only thiamethoxam	Multiple	G/SPS/N/USA/2362

Member	Partner affected	Notif. req.	Initiation/ Notification	In force	Measure description	Product description	Source										
					<div>3-[(2-chloro-5-thiazolyl)methyl]tetrahydro-5-methyl-N-nitro-4H-1,3,5-oxadiazin-4-imine and its metabolite CGA-322704</div> <div>N-[(2-chloro-thiazol-5-yl)methyl]-N'-methyl-N''-nitro-guanidine, calculated as the stoichiometric equivalent of thiamethoxam, in or on the following commodities:</div> <table><thead><tr><th>Commodity</th><th>Parts per million</th></tr></thead><tbody><tr><td>(...)</td><td></td></tr><tr><td>Cotton, gin by-products</td><td>1.5</td></tr><tr><td>Cotton, undelinted seed</td><td>0.10</td></tr><tr><td>(...)</td><td></td></tr></tbody></table>	Commodity	Parts per million	(...)		Cotton, gin by-products	1.5	Cotton, undelinted seed	0.10	(...)			
Commodity	Parts per million																
(...)																	
Cotton, gin by-products	1.5																
Cotton, undelinted seed	0.10																
(...)																	
United States	All Members	SPS	2/05/2012	6/08/2012	Notice of Receipt of Requests for Amendments To Delete Uses in Certain Pesticide Registrations EPA is issuing a notice of receipt of request for amendments by registrants to delete uses in certain pesticide registrations for Buctril Herbicide (active ingredient Bromoxynil) on BTX cotton	Cotton	G/SPS/N/USA/2359 G/SPS/N/USA/2359/Corr.1										
United States	All Members	SPS	18/04/2012	9/03/2012	<div>This regulation establishes tolerances for residues of penthiopyrad in or on multiple commodities. (a) General. (1) Tolerances are established for residues of penthiopyrad, including its etabolites and degradates, in or on the commodities in the table below. Compliance with the tolerance levels specified below is to be determined by measuring only penthiopyrad</div> <div>(N-[2-(1,3-dimethylbutyl)-3-thienyl]-1-methyl-3-(trifluoromethyl)-1H-pyrazole-4-carboxamide)</div> <table><thead><tr><th>Commodity</th><th>Parts per million</th></tr></thead><tbody><tr><td>(...)</td><td></td></tr><tr><td>Cotton, seed</td><td>1.5</td></tr><tr><td>Cotton, gin by-products</td><td>15</td></tr><tr><td>(...)</td><td></td></tr></tbody></table>	Commodity	Parts per million	(...)		Cotton, seed	1.5	Cotton, gin by-products	15	(...)		Multiple	G/SPS/N/USA/2347
Commodity	Parts per million																
(...)																	
Cotton, seed	1.5																
Cotton, gin by-products	15																
(...)																	